





2012 ILLINOIS FOOTBALL

 fightingillini.com
CoachBeckman.com

 facebook.com/IlliniFootball
facebook.com/IlliniAthletics

 @IlliniFootball
@IlliniAthletics

GAME 2

ILLINOIS (1-0) at Arizona State (1-0)

Sept. 8, 2012 // 7:30 p.m. PT / 9:30 pm CT // ESPN
Tempe, Ariz. // Sun Devil Stadium (71,706)

TELEVISION BROADCAST

The Illinois/Arizona State game will be televised nationally on ESPN with an air time of 9:30 pm CT. **Mark Jones** (play-by-play), **Brock Huard** (color analyst) and **Jessica Mendoza** (sidelines) will call the action with Jim Zirolli producing and Jimmy Platt directing. The game also will be streamed live at ESPN3.com.

RADIO BROADCAST

The 51-station **Illini Sports Network** will carry the radio broadcast with the pregame show beginning at 9 pm CT. Calling the action will be **Brian Barnhart** (play-by-play), **Kurt Kittner** (analysis) and **Steve Kelly** (pre-game, halftime and postgame). The broadcast also can be heard on **SIRIUS** (112) / **XM** (200) satellite radio.

Dial Global Sports radio (formerly Westwood One) will carry the game nationally, with John Tautges and Terry Donahue calling the action.

GAMEDAY LINKS

Gameday Central: <http://www.fightingillini.com/gameday>

TRAVEL INFORMATION

The team will depart for Tempe on Friday morning via charter flight. Coach Beckman will meet with members of the media after the team's walkthrough at Sun Devil Stadium on Friday (approx 7:15 pm PT).

ILLINOIS SCOREBOARD

Sept. 1 ... Western Michigan W 24-7
Sept. 8 ... @ Arizona State 9:30 pm (ESPN)
Sept. 15 ... Charleston Southern 11 am (BTN)
Sept. 22 ... Louisiana Tech 7 pm (BTN)
Sept. 29 ... Penn State TBA
Oct. 6 ... @ Wisconsin 2:30 pm (ABC)
Oct. 13 ... @ Michigan 2:30 pm (ABC)
Oct. 27 ... Indiana (Homecoming) 11 am (TV TBA)
Nov. 3 ... @ Ohio State TBA
Nov. 10 ... Minnesota TBA
Nov. 17 ... Purdue TBA
Nov. 24 ... @ Northwestern TBA

* all times Central ... rankings are AP/Coaches Poll

ARIZONA STATE SCOREBOARD

Aug. 30 ... Northern Arizona W, 63-6
Sept. 8 ... Illinois 9:30 pm (ESPN)
Sept. 15 ... @ Missouri 6 pm (ESPN2)
Sept. 22 ... Utah TBA
Sept. 29 ... @ California TBA
Oct. 11 ... @ Colorado 8 pm (ESPN)
Oct. 18 ... Oregon 8 pm (ESPN)
Oct. 27 ... UCLA TBA
Nov. 3 ... @ Oregon State TBA
Nov. 10 ... @ USC TBA
Nov. 17 ... Washington State TBA
Nov. 23 ... @ Arizona 9 pm (ESPN)

* all times Central ... rankings are AP/Coaches Poll

FOR OPENERS

- The Fighting Illini (1-0) head out west this weekend to face Pac-12 foe Arizona State (1-0) Saturday night in Tempe in the return game for Illinois' thrilling 17-14 win over the Sun Devils last season at Memorial Stadium.
- Illinois opened the 2012 season with a 24-7 victory over Western Michigan last Saturday at Memorial Stadium, giving first-year head coach **Tim Beckman** his first victory as Fighting Illini head coach. The Illini have now won 15 straight home-openers dating back to 1997.
- The Illini are looking for their second-straight 2-0 start, something that hasn't happened in back-to-back seasons at Illinois since 2000 and '01.
- The Illini defense held WMU to negative-6 rushing yards, a total that leads the nation after the first week-end of play. It marked the first time Illinois had held an opponent to negative yards rushing since the 1998 home-opener, when Middle Tennessee had negative-9 yards (9/12/98).
- In the last two games combined, the Illini defense has allowed just 12 total rushing yards – 18 against UCLA in the 2011 Kraft Fight Hunger Bowl and negative-6 to Western Michigan on Saturday.
- The seven points the Illini defense held WMU to were the fewest against the Illini by an FBS opponent in nine seasons, since UCLA scored six on Sept. 13, 2003 (UCLA defeated Illinois 6-3).
- The Orange and Blue are tied for fourth in the nation in turnover margin (+3) following the first weekend of play after forcing four turnovers against the Broncos (three interceptions and one fumble), while giving up just one (interception).
- Illinois controlled time of possession against the Broncos, owning a margin of more than 11 minutes (35:02 - 24:58). The Illini are ranked 13th nationally in time of possession after week one.
- Illinois was one of 28 teams in the nation that did not allow a sack during week one.
- The Illini offense started 2012 with a bang as junior quarterback **Nathan Scheelhaase** hit junior receiver **Ryan Lankford** with a 64-yard touchdown pass just 1:40 into the first quarter for Illinois' first touchdown of the season. It was the longest catch of Lankford's career and Scheelhaase's seventh career TD pass of 50-plus yards, the most by any Big Ten quarterback since 2009.
- Defensively, STAR **Ashante Williams** sealed the game with a 60-yard interception return for TD that gave the Illini a 17-point cushion midway through the fourth quarter. It marked the second-straight game in which an Illini had a pick-six (**Terry Hawthorne** 39-yard INT return vs. UCLA in the 2011 Kraft Fight Hunger Bowl). Williams also led the team with a career-high nine tackles against WMU.
- Eleven Illini, including four true-freshmen, saw the field for the first time in the opener against Western Michigan. True-freshmen **V'Angelo Bentley**, **Justin Hardee**, **Mason Monheim** and **Mike Svetina** all made their Illinois debuts on Saturday. In addition, fifth-year transfer **Tommy Davis**, redshirt-freshmen **Darrius Caldwell**, **Patrick Flavin**, **Kenny Nelson**, **Eaton Spence**, **Taylor Zalewski** and sophomore PK **Nick Immekus** all saw the field for the first time in their UI careers last week.
- Four Illinois players made their first career start against WMU, as redshirt-freshmen **Josh Ferguson** and **Ted Karras**, sophomore **Earnest Thomas** and junior **Tim Kynard** all started a game for the first time.

TEAM NOTES

- **Tim Beckman** takes over in 2012 as the 23rd head football coach at the University of Illinois. Beckman came to Illinois after three years as head coach at Toledo, where he led the Rockets to two bowl appearances and a Mid-American Conference West Division co-championship. Beckman took over for Ron Zook, who was released following the 2011 regular season after seven seasons at Illinois.
- Illinois finished the 2011 season on high note, defeating UCLA, 20-14, in the 2011 Kraft Fight Hunger Bowl to finish with a record of 7-6 and give Illinois bowl victories in consecutive seasons for the first time in school history.
- In 2012, Illinois is looking to reach a bowl game for the third consecutive season, something that hasn't been done since the Illini made five straight bowl appearances from 1988-92.
- In 2011, the Illini ranked 30th nationally in fewest penalties per game (4.9) and 27th nationally in fewest penalty yards per game (42.2). Last Saturday against Western Michigan, the Illini had just five penalties for 30 yards.

WHERE TO FIND...

Game Notes	1-9
SID Contact Info	2
Weekly Media Information	2
Records to Watch	10
Depth Chart	11
Pronunciations	11
Starter Quick Facts	12
Rosters	13-14
2012 Game Summaries	15
The Last Time	16
Coach Beckman Bio	17-18
Player Bio Updates	19-30

ILLINOIS WEEKLY MEDIA SCHEDULE // ARIZONA STATE GAME

3 MONDAY	4 TUESDAY	5 WEDNESDAY	6 THURSDAY	7 FRIDAY	8 SATURDAY	9 SUNDAY
Beckman Press Conference (1:20 pm, Press Box, L8) Select Players Available (1:45 pm, Press Box, L8) <i>See below for players</i>	Post-practice availability - Offensive players/staff who weren't at Monday availability. (approx. 11 am) Beckman B1G Teleconf. (Noon)	Post-practice availability - Defensive players/coaches & specialists who weren't at Monday availability. (approx. 11 am)	No availability	Coach Beckman availability after team walk-through at Sun Devil Stadium (approx. 7:15 pm PT)	GAME DAY Illinois at Arizona State (9:30 pm CT, ESPN) Post-game player/coach availability	No availability

MEDIA INFORMATION

MONDAY'S SELECTED PLAYERS

Illini players will be available on Monday at about 1:45 p.m. following Beckman's press conference on the 8th floor of the Memorial Stadium Press Box. This week's players are **LB Jonathan Brown**, **DE Michael Buchanan**, **TE Jon Davis**, **DB Terry Hawthorne**, **OL Graham Pocic** and **RB Donovan Young**.

POST-PRACTICE INTERVIEWS

The first 30 minutes of practice are open to the media on each Tuesday and Wednesday of game weeks (usually 8:45-9:15 a.m.). Interviews will take place after practice at about 11 a.m. Media can wait in the second floor players' lounge at Memorial Stadium until the conclusion of practice. Please enter through the east-facing door of the football offices. **Be aware that many players have class or lifting immediately following practice and may have limited interview time.**

PHONE INTERVIEWS

The best time for phone interviews is on Monday between 1:45 and 2:30 p.m. after Beckman's press conference, or on Tuesday and Wednesday after practice (approx. 11:15 a.m.) if time allows. Other arrangements can be made with advance notice. Please note that the same player restrictions outlined below will apply to phone interviews. **Requests for phone interviews must be made at least 24 hours in advance to Derek Neal (drneal@illinois.edu).**

SATELLITE FEED

Illinois offers a weekly football satellite feed, with comments from Coach Tim Beckman from 3:15-3:30 p.m. CT on each Monday during the season. Contact the sports information office (217-333-1391) or Derek Neal (drneal@illinois.edu) to obtain feed coordinates.

TELECONFERENCE ACCESS

Contact the UI Sports Information Office (217-333-1391) for Illinois Teleconference Access Information.

Contact Scott Chipman (schipman@bigten.org) at the Big Ten Conference Office for Big Ten Coaches' Teleconference information.

ILLINOIS SPORTS INFORMATION STAFF

KENT BROWN, Co-Football SID Contact

Phone: 217-244-6533 (o) / 217-493-9795 (c)
 Email: kwbrown3@illinois.edu
 Address: 1700 S. Fourth St., Champaign, IL 61820

DEREK NEAL, Co-Football SID Contact

Phone: 217-244-3707 (o) / 309-241-0804 (c)
 Email: drneal@illinois.edu

BEN TAYLOR, Assistant Football SID Contact

Phone: 217-244-5045 (o) / 217-714-3555 (c)
 Email: bktaylor@illinois.edu

CREDENTIAL WEBSITE: www.fightingillini.com/media

ARIZONA STATE SERIES NOTES

- Illinois trails the all-time series with Arizona State 2-1 after winning last year's matchup in Champaign, 17-14. Arizona State won the games in 1987 (21-7 in Champaign) and 1988 (21-16 in Tempe).
- The Illini's 2011 win against the Sun Devils marked Illinois' first victory against a team ranked in the Associated Press poll since beating No. 1 Ohio State on Nov. 10, 2007, breaking a nine-game losing streak to ranked teams. It also was the Illini's first win over a ranked non-conference opponent since beating No. 25 Louisville on Sept. 22, 2001.
- Illinois' defense was stout in that 2011 matchup with Arizona State, holding the high-powered ASU offense to 14 points while forcing three turnovers (two interceptions and a fumble). For the season, the Sun Devils averaged 33.2 points per game, committed only 23 turnovers in 13 games and the 14-point output against the Illini was their lowest of the season. Their next-lowest output was 24 points against Boise State in the MAACO Bowl Las Vegas.
- In the 2011 game, several current Illini made an impact.
 - QB **Nathan Scheelhaase** passed the 1,000-yard mark for his career with 67 rushing yards. Scheelhaase also was 11-for-15 passing for 135 yards, one touchdown and one interception.
 - LB **Jonathan Brown** had an incredible game, earning Big Ten Player of the Week honors by posting seven tackles, 3.5 tackles for loss, 1.5 sacks and an interception.
 - DT **Glenn Foster** had his first career interception while making three tackles, 1.0 TFLs and a half-sack.
 - CB **Terry Hawthorne** had a team-high eight tackles, along with 1.0 TFLs and one PBU.
 - DE **Michael Buchanan** had four tackles, 1.5 sacks and one QB hurry.
 - FS **Steve Hull** made seven tackles and had a PBU.
 - CB **Justin Green** had six tackles and a PBU.
 - DT **Akeem Spence** had four tackles and a half-sack.
 - SS **Supo Sanni** had three tackles and a game-high two PBUs.
- There are a few ties between the coaching staffs at Illinois and Arizona State. Illini running backs/special teams coordinator **Tim Salem** played his final two collegiate seasons at ASU and holds a degree from the institution. He also spent two seasons as a graduate assistant at his alma mater.
- In addition, ASU co-defensive coordinator and linebackers coach Ron West and tight ends coach Chip Long both coached at Illinois in 2010-11, and the Sun Devils' director of football operations John Wrenn was an assistant coach at Illinois from 1985-86 under Mike White. Wrenn, who is a native of Moline, Ill., and a Western Illinois graduate, was a successful high school coach in the '80s and '90s.

ILLINOIS OUT WEST

- The 17-14 Illinois win over Arizona State last season was the Orange and Blue's first victory over a current Pac-12 team since Sept. 1, 2001, when they won at California, 44-17. Later in 2011, the Illini defeated UCLA in the Kraft Fight Hunger Bowl. Prior to those two wins, Illinois had lost five consecutive games to Pac-12 opponents dating back to the 2001 victory over Cal.
- The Illini are 29-45 all-time against current Pac-12 teams and 11-20 in games at Pac-12 opponents' home fields. Illinois is 14-21 all-time in games played in the pacific time zone.
- Illinois head coach Tim Beckman is 1-1 against Pac-12 teams, beating Colorado in 2009 (when they were in the Big 12) and losing to Arizona in 2010.
- Illinois hasn't won a non-conference regular-season road game since 2007, when they notched a 41-20 victory at Syracuse. The Illini have played only one true road game during that span (at Fresno State in 2010) in addition to four neutral-site games (Missouri in 2008, '09 and '10, and Western Michigan in 2008).
- Over the last 15 years (Ron Turner and Ron Zook eras), Illinois is 4-8 in true non-conference road games during the regular season. And the Illini are 6-23 in non-conference regular-season road games since 1980. Eleven of those contests have been against Pac-12 teams, with Illinois going 2-9 in regular-season games at Pac-12 opponents since 1980.

DID YOU KNOW?

- Illinois has allowed a total of 12 rushing yards in its last two games – 18 to UCLA in the Kraft Fight Hunger Bowl and -6 to WMU on Saturday.
- With wins in the 2010 Texas Bowl and 2011 Kraft Fight Hunger Bowl, Illinois has the longest current bowl winning streak in the Big Ten.

TEAM STAT COMPARISON

2012 Season Statistics	ILL	ASU
Overall Record	1-0	1-0
Conf. Record	0-0	0-0
Total Offense	248.0	554.0
Points Scored	24.0	63.0
First Downs	13.0	25.0
Rushing Yds.	115.0	305.0
Passing Yds.	133.0	249.0
Time of Possession	35:02	30:16
3rd Down Conversion	31.0	54.0
Points Allowed	7.0	6.0
Yards Allowed	259.0	237.0
Rushing Yds. Allowed	-6.0	88.0
Passing Yds. Allowed	265.0	149.0

STATISTICAL LEADERS

RUSHING LEADERS (YPG)

J. Davis	54.0	Grice	107.0
Ferguson	38.0	Foster	67.0

PASSING LEADERS (YPG)

Scheelhaase	126.0	Kelly	247.0
-------------	-------	-------	-------

RECEIVING LEADERS (YPG)

Lankford	64.0	Coyle	65.0
Young	24.0	Ross	50.0

INTERCEPTION LEADERS (TOTAL)

3 players	1	3 players	1
-----------	---	-----------	---

SCORING LEADERS (PPG)

4 players	6.0	Grice	18.0
		Marshall	12.0
		Garoutte	9.0

ALL-PURPOSE YARDS (YPG)

A. Williams	60.0	Grice	107.0
J. Davis	54.0	Foster	99.0

TACKLES (TPG)

A. Williams	9.0	Young	8.0
3 players	6.0	Sutton	6.0
		4 players	4.0

TACKLES FOR LOSS (TOTAL)

Buchanan	2.0	Young	2.5
Kynard / Hawthorne	1.0	Onyeali	1.5

SCHEELHAASE PASSES TWO MILESTONES

Junior quarterback **Nathan Scheelhaase** surpassed both the 4,000 career passing yards and 1,500 career rushing yard marks in Saturday's win over Western Michigan. He currently ranks ninth in Illinois history in career passing yards (4,061) and 24th in career rushing yards (1,513), a total that ranks eighth among active Big Ten players.

Active Big Ten Career 1,000-yard Rushers (through 9/1)

1.	Montee Ball, Sr., WIS	3,430
2.	Denard Robinson, Sr., MICH	3,256
3.	Rex Burkhead, Sr., NEB	2,725
4.	Taylor Martinez, Jr., NEB	1,849
5.	James White, Jr., WIS	1,812
6.	Le'Veon Bell, Jr., MSU	1,763
7.	Ralph Bolden, Sr., PUR	1,637
8.	Nathan Scheelhaase, Jr., ILL	1,513
9.	MarQueis Gray, Sr., MIN	1,409
10.	Vincent Smith, Sr., MICH	1,208
11.	Fitzgerald Toussaint, Jr., MICH	1,128

OFFENSIVE NOTES

- Before leaving the game in the third quarter, junior quarterback **Nathan Scheelhaase** had already thrown for a touchdown (64 yards to Ryan Lankford) and rushed for a score (4-yard run) against the Western Michigan defense, marking the fifth time in his 27 games as a starter that he reached the end zone on the ground and through the air. It also happened against Northwestern and Indiana in 2011, and against Michigan and Fresno State in 2010.
- After tossing four touchdowns and seven interceptions in the first six starts of his career, Scheelhaase has thrown 27 touchdowns and only 10 interceptions since the midpoint of 2010.
- Scheelhaase had three TD passes of 65-plus yards in 2011, all to WR A.J. Jenkins, which equaled Juice Williams' single-season school-record total from 2006. He started 2012 with a 64-yard TD strike to Ryan Lankford on the fourth play of the season.
- In Illinois' 15 wins since the beginning of the 2010 season, Scheelhaase has completed 199-of-298 passes (66.8 percent) for 2,553 yards, 22 TDs and six INTs for a 159.1 efficiency rating. He also has rushed for 980 yards on 210 carries (4.7 ypc) and seven TDs in those 15 games. For comparison, Scheelhaase is 151-of-275 (54.9 percent) for 1,510 yards, nine TDs and 11 INTs for a 103.8 rating in Illinois' 12 losses during that span.
- Scheelhaase and Brooks Bollinger (Wisconsin) are the only two QBs in Big Ten history to start and lead their teams to bowl victories during both their freshman and sophomore seasons.
- Sophomore tight end **Jon Davis** showed his versatility in Saturday's opener, lining up at tight end, receiver and running back at different points during the game and leading the Illini in rushing with six carries for 54 yards (9.0 ypc). Davis emerged during the second half of his freshman season in 2011, hauling in 19 of his 22 receptions in the last seven games to earn third-team freshman All-America and first-team freshman All-Big Ten honors.
- After sitting out most of 2011 with a hamstring injury and being granted a medical hardship waiver, redshirt-freshman running back **Josh Ferguson** has emerged as one of the featured ball carriers for the 2012 Illini offense. Ferguson and sophomore **Donovonn Young** (451 yards, 6 TD, 5.2 YPC in 2011) form a young but explosive backfield for co-offensive coordinators Chris Beatty and Billy Gonzales. The duo had 11 carries in the opener, while Young also had a team-high six catches for 24 yards against WMU.
- While several different offensive line combinations were experimented with during training camp, first-year offensive line coach Luke Butkus settled on a solid five for the season-opener against Western Michigan. The same five players (LT **Hugh Thornton**, LG **Alex Hill**, C **Graham Pocic**, RG **Ted Karras**, RT **Michael Heitz**) played every offensive snap of the game for the Orange and Blue. Redshirt-freshman Patrick Flavin was the only other offensive lineman to see action against the Broncos, but that was on special teams.
- The line is anchored by seniors **Graham Pocic** (27 career starts) and **Hugh Thornton** (26 career starts), who are versatile vets that could play at several different positions along the line as the year goes on.

DEFENSIVE NOTES

- The Illinois defense leads the nation in rushing defense (-6 yards) and ranks 14th in scoring defense (7.0 ppg), 24th in total defense (259.0 ypg) and 33rd in passing efficiency defense (101.22) after the opening weekend of 2012.
- The Illini defense intercepted three Western Michigan passes and also recovered a fumble in Saturday's season-opener. It was the first time the Illini recorded three INTs and a total of four turnovers since equaling both of those figures at Fresno State on Dec. 3, 2010.
- Senior defensive end **Michael Buchanan** recorded his first career interception in the first quarter against WMU, corralling the ball after he deflected it with his left hand at the line of scrimmage. Buchanan also

NATIONAL RANKINGS

ASSOCIATED PRESS (preseason)

Rk	Team	Record	Pts
1	USC (25)	0-0	1445
2	Alabama (17)	0-0	1411
3	LSU (16)	0-0	1402
4	Oklahoma (1)	0-0	1286
5	Oregon	0-0	1274
6	Georgia	0-0	1107
7	Florida State	0-0	1093
8	Michigan (1)	0-0	1000
9	South Carolina	0-0	994
10	Arkansas	0-0	963
11	West Virginia	0-0	856
12	Wisconsin	0-0	838
13	Michigan State	0-0	742
14	Clemson	0-0	615
15	Texas	0-0	569
16	Virginia Tech	0-0	548
17	Nebraska	0-0	485
18	Ohio State	0-0	474
19	Oklahoma State	0-0	430
20	TCU	0-0	397
21	Stanford	0-0	383
22	Kansas State	0-0	300
23	Florida	0-0	214
24	Boise State	0-0	212
25	Louisville	0-0	105

OTHERS RECEIVING VOTES: Notre Dame 83, Washington 55, Auburn 53, North Carolina 32, Utah 30, Georgia Tech 25, Brigham Young 22, Tennessee 15, South Florida 11, Baylor 9, Texas A&M 5, UCF 4, Missouri 3, North Carolina State 3, Cincinnati 3, Houston 1, **Louisiana Tech 1**, Mississippi State 1, Northern Illinois 1

USA TODAY/COACHES (preseason)

Rk	Team	Record	Pvs
1	LSU (18)	0-0	1403
2	Alabama (20)	0-0	1399
3	USC (19)	0-0	1388
4	Oklahoma	0-0	1276
5	Oregon	0-0	1258
6	Georgia	0-0	1061
7	Florida State	0-0	1055
8	Michigan	0-0	1023
9	South Carolina	0-0	981
10	Arkansas	0-0	948
11	West Virginia	0-0	833
12	Wisconsin	0-0	743
13	Michigan State	0-0	717
14	Clemson	0-0	598
15	Texas	0-0	549
16	Nebraska	0-0	501
17	TCU	0-0	499
18	Stanford	0-0	497
19	Oklahoma State	0-0	476
20	Virginia Tech	0-0	461
21	Kansas State	0-0	398
22	Boise State	0-0	271
23	Florida	0-0	250
24	Notre Dame	0-0	166
25	Auburn	0-0	66

OTHERS RECEIVING VOTES: Washington 64, Louisville 46, Georgia Tech 35, Cincinnati 32, Texas A&M 28, Baylor 23, Utah 22, Mississippi State 21, South Florida 12, NC State 11, **Louisiana Tech 10**, Brigham Young 10, Virginia 9, Houston 7, Southern Miss 6, Rutgers 5, UCF 5, Tennessee 3, Missouri 3, Florida International 3, Northern Illinois 2, Texas Tech 1

* Illinois' 2012 opponents in bold.

2012 BIG TEN STANDINGS

LEADERS DIVISION	BIG TEN			OVERALL			LAST WEEK	THIS WEEK
	W	L	Pct.	W	L	Pct.		
Illinois	0	0	.000	1	0	1.000	W, 24-7 vs. W. Michigan	at Arizona State
Indiana	0	0	.000	1	0	1.000	W, 24-17 vs. Indiana St.	at Massachusetts
#18/NR Ohio State	0	0	.000	1	0	1.000	W, 56-10 vs. Miami (OH)	vs. UCF
Purdue	0	0	.000	1	0	1.000	W, 48-6 vs. E. Kentucky	at Notre Dame
#12/12 Wisconsin	0	0	.000	1	0	1.000	W, 26-21 vs. N. Iowa	at Oregon State
Penn State	0	0	.000	0	1	.000	L, 14-24 vs. Ohio	at Virginia
LEGENDS DIVISION	BIG TEN			OVERALL			LAST WEEK	THIS WEEK
	W	L	Pct.	W	L	Pct.		
Iowa	0	0	.000	1	0	1.000	W, 18-17 vs. N. Illinois	vs. Iowa State
#13/13 Michigan State	0	0	.000	1	0	1.000	W, 17-13 vs. #24 Boise St.	at Central Michigan
Minnesota	0	0	.000	1	0	1.000	W, 30-27 (3OT) at UNLV	New Hampshire
#17/16 Nebraska	0	0	.000	1	0	1.000	W, 49-20 vs. S. Miss	at UCLA
Northwestern	0	0	.000	1	0	1.000	W, 42-41 at Syracuse	vs. Vanderbilt
#8/8 Michigan	0	0	.000	0	1	.000	L, 14-41 vs. Alabama	vs. Air Force

ILLINOIS NON-CONFERENCE OPPONENTS

TEAM	CONFERENCE			OVERALL			LAST WEEK	THIS WEEK
	W	L	Pct.	W	L	Pct.		
Western Michigan	0	0	.000	0	1	.000	L, 7-24 at Illinois	vs. Eastern Illinois
Arizona State	0	0	.000	1	0	1.000	W, 63-6 vs. N. Arizona	vs. Illinois
Charleston Southern	0	0	.000	0	1	.000	L, 14-49 at The Citadel	vs. Jacksonville
RV/RV Louisiana Tech	0	0	.000	0	0	.000	PPD vs. Texas A&M (10/13) at Houston	

had two TFLs (including one sack), two quarterback hurries and one PBU on the afternoon. Named to four national watch lists heading into 2012, Buchanan ranked fourth in the Big Ten in sacks (7.5) and ninth in TFLs (13.5) in 2011, earning second-team All-Big Ten honors for his performance.

- Junior LB **Jonathan Brown** opened the season with six tackles, a half-sack, half-TFL and one forced fumble and recovery. Brown had a breakout season in 2011, leading Illinois in tackles with 108, leading the Big Ten in tackles for loss (14.5) and ranking sixth nationally in TFLs per game (1.63). As a result, Brown was named to five national award watch lists heading into 2012 (Bednarik, Butkus, Lombardi, Lott, Nagurski).
- Brown was especially effective during the second half of the 2011 season, totaling 78 tackles, 13.5 TFLs, 4.0 sacks, two PBUs, one forced fumble, two fumble recoveries and three hurries in the final seven games of 2011. He had at least nine tackles in every Big Ten game he played in and went for double-digits in six of seven conference games.
- Senior CB **Terry Hawthorne** turned the tide of the Kraft Fight Hunger Bowl with his 39-yard interception return for TD late in the third quarter that gave Illinois a 10-7 lead. It was the second pick-six of Hawthorne's career (Minnesota, 2009). He opened 2012 with a solid five-tackle, 1.0 TFL, one-PBU performance against Western Michigan. In 2011, Hawthorne led the team in interceptions (3) and passes defended (11).
- Sophomore safety **Earnest Thomas III** made the most of his first career start, matching his previous career total with six tackles, making his first-career interception and forcing a fumble against Western Michigan. Thomas got the start with senior safety Supo Sanni out due to injury.
- The Illinois defense was dominant in 2011. The Illini finished the season ranked third nationally in pass defense (162.3 ypg), fourth in tackles for loss (7.9 per game), sixth in sacks (3.2 per game), seventh in total defense (286.2 ypg) and 15th in scoring defense (19.6 ppg).

THE SPECIAL TEAMS

- Sophomore kicker **Nick Immekus** hit one of two field goals (missed from 45 yards and made from 43 yards) and hit both of his extra points in his Illinois debut. Immekus won the training camp battle with redshirt-freshman **Taylor Zalewski** and true-freshman **Ryan Frain** to be Derek Dimke's heir apparent. Dimke graduated in 2011 as the program's all-time leader in field goal (39-of-46, .848) and extra point (89-of-89, 1.000) accuracy.
- While Immekus won placekicking duties, Zalewski took over for Dimke on kickoffs. In his first Illinois action last Saturday, Zalewski kicked off five times for an average of 63.4 yards, including three touchbacks.
- Sophomore **Justin DuVernois** is in his second season as the primary punter. After kicking 53 times for a 38.3-yard average as a true-freshman in 2011, DuVernois punted eight times for a 43.8 yard average against WMU on Saturday, including a career-long 72-yarder. That marked the 13th-longest punt in school history and longest since Steve Weatherford's 79-yard boot against Michigan State on Oct. 9, 2004. DuVernois ranks second in the Big Ten and 23rd nationally in punting average after one week.

2012 ILLINOIS COACHING STAFF

On Field During Game

Tim Beckman	Head Coach
Billy Gonzales.....	Co-Offensive Coordinator/WRs
Luke Butkus	Offensive Line
Steve Clinkscale.....	Cornerbacks
Keith Gilmore	Defensive Line
Alex Golesh.....	Tight Ends/Specialists
Mike Ward	Linebackers

In Coaches' Booth

Tim Banks	Defensive Coordinator/Safeties
Chris Beatty	Co-Offensive Coordinator/QBs
Tim Salem	Running Backs/Special Teams Coord.

UNIVERSITY QUICK FACTS

Location: Urbana-Champaign

Founded: 1867

Enrollment: 42,605

Colors: Orange & Blue

Nickname: Fighting Illini

Conference: Big Ten

President: Robert Easter

Chancellor: Phyllis Wise

Director of Athletics: Michael J. Thomas

Stadium: Memorial Stadium (FieldTurf – 60,670)

FOOTBALL QUICK FACTS

2011 Record: 7-6, 2-6 (5th Big Ten Leaders)

Offensive Formation: Spread / Multiple

Defensive Formation: Multiple

Letterwinners Returning/Lost: 42/16

Offense: 19/8

Defense: 21/7

Specialists: 2/1

Starters Returning/Lost: 15/9

Offense: 7/4

Defense: 7/4

Specialists: 1/1

All-Time Record (Years): 580-534-51 (122)

Big Ten Record: 333-384-32

Memorial Stadium Record: 252-212-14

Bowl Appearances (last): 17 (2011 Kraft Bowl)

All-Time Bowl Record: 8-9 (.471)

2012 BIG TEN BOWL LINE-UP

No. 1	Jan. 1	BCS/Rose Bowl vs. Pac 12
No. 2	Jan. 1	Capital One Bowl vs. SEC
No. 3	Jan. 1	Outback Bowl vs. SEC
No. 4/5	Jan. 1	Taxslayer.com Gator Bowl vs. SEC
No. 4/5	Dec. 29	Buffalo Wild Wings Bowl vs. Big 12
No. 6	Dec. 28	Meineke Care Care Bowl of Texas vs. Big 12
No. 7	Jan. 1	TickeyCity Bowl vs. C-USA
No. 8	Dec. 26	Little Caesars Pizza Bowl vs. MAC

- Junior WR **Ryan Lankford** also saw some time at punter in 2011 and is the backup in 2012. A rugby-style punter, Lankford kicked 19 times for an average of 39.4 yards, including seven 50+ yarders with a long of 59. He had a career game in the Kraft Bowl, averaging 46.0 yards on five punts, including two over 50 and two inside the 20. Lankford also returned 19 punts in 2011, becoming the first Illinois player since Bob Bess in 1969 to both punt and return a punt in the same season.
- Junior QB **Miles Osei** is the primary holder for field goals and extra points this season. Junior TE **Tim Russell** handled holding duties for 2011, giving the Illini an experienced back-up at the position.
- Senior **Zak Pedersen** is in his third year handling long snapping duties for the Fighting Illini. He earned a scholarship prior to the 2011 season after serving three years as a walk-on.

TOUGH SCHEDULING

- Over the past several years, Illinois has faced one of the toughest non-conference schedules in the nation. This year is no exception, as the Illini face three FBS teams that made bowls last season in Western Michigan (Little Caesars Bowl), Arizona State (Las Vegas Bowl) and Louisiana Tech (Poinsettia Bowl).
- Over the last decade, Illinois has faced the toughest non-conference schedule in the Big Ten. Since 2002, Illinois' non-conference foes have a 56.1 winning percentage. The next closest is Minnesota at 52.2 percent, followed by Ohio State (51.6) and Michigan (50.4).
- Every FBS non-conference opponent that Illinois has faced in the last three years has made a bowl game that season. The Illini played Arkansas State, Arizona State and Western Michigan in 2011; Missouri, Northern Illinois and Fresno State in 2010; and Missouri, Cincinnati and Fresno State in 2009.

ILLINI PRESEASON HONORS

A number of Fighting Illini players earned mention on award watch lists and preseason All-America and All-Big Ten teams. Below is a list of the honors that Illinois players earned heading into 2012:

LB Jonathan Brown – Bednarik Award watch list, Butkus Award watch list, Lombardi Award watch list, Lott Trophy watch list, Nagurski Trophy watch list, fourth-team All-America and first-team All-Big Ten (Phil Steele).

DE Michael Buchanan – Bednarik Award watch list, Hendricks Award watch list, Lombardi Award watch list, Nagurski Award watch list, second-team All-Big Ten (Phil Steele).

DB Tommy Davis – Hornung Award watch list.

CB Terry Hawthorne – Hornung Award watch list, Third-team All-Big Ten (Phil Steele).

C Graham Pocic – Outland Trophy watch list, Rimington Trophy watch list, second-team All-Big Ten (Phil Steele).

QB Nathan Scheelhaase – Davey O'Brien Award watch list, fourth-team All-Big Ten (Phil Steele)

DT Akeem Spence – Lombardi Award watch list, Outland Trophy watch list, second-team All-Big Ten (Phil Steele)

OL Hugh Thornton – Fourth-team All-Big Ten (Phil Steele).

HOME COOKING

- After having a school-record eight home games – including five straight to start the season – in 2011, the Illini will have seven games inside the friendly confines of Memorial Stadium in 2012. The Illini start the season with four of their first five games at home, beginning with last week's season-opener against Western Michigan. The Illini have an all-time record of 253-212-14 at Memorial Stadium following the 24-7 win over the Broncos.

THREE TRANSFERS JOIN ILLINI FOR 2012

- Illinois welcomes three transfers from FBS programs for the 2012 season, including two that are eligible to play right away. DB/KR **Tommy Davis** (Northern Illinois) is immediately eligible as a fifth-year graduate student and saw action at both safety and punt returner in the season-opener against Western Michigan. OL **Ryan Nowicki** (Penn State) can play right away to due an NCAA special exception, but did not see action in against WMU. OL **Ryan Klachko** must sit out 2012 under normal NCAA transfer rules.

ILLINI INJURY REPORT

- Sophomore linebacker **Henry Dickinson** suffered a broken right leg during training camp and will miss the entire 2012 season. A native of Memphis, Tenn., Dickinson played in 11 games as a true-freshman in 2011, mostly on special teams, making eight tackles and posting a half TFL. He was expected to provide depth at linebacker behind starters Jonathan Brown and Houston Bates this season, in addition to playing a key role on special teams.

CAREER STARTS LIST

PLAYER	'12	'11	'10	'09	'08	TOT
Pocic, Graham	1	13	13	0	---	27
Scheelhaase, Nathan	1	13	13	---	---	27
Spence, Akeem	1	13	13	---	---	27
Thornton, Hugh	1	10	8	7	---	26
Buchanan, Michael	1	12	8	0	---	21
Green, Justin	1	5	13	0	---	19
Hawthorne, Terry	1	11	1	5	---	18
Wilson, Evan	0	4	11	---	---	15
Hull, Steve	0	11	1	---	---	12
Brown, Jonathan	1	11	0	---	---	12
Foster, Glenn	1	11	0	0	---	12
Millines, Darius	1	8	3	---	---	12
Harris, Spencer	1	9	1	---	---	11
Sanni, Supo	0	11	---	0	0	11
Heitz, Michael	1	9	---	---	---	10
Lankford, Ryan	0	5	1	---	---	6
Williams, Ashante	1	3	0	2	---	6
Cvijanovic, Simon	0	4	---	---	---	4
Nixon-Youman, Patrick	1	3	0	0	---	4
Ramsey, Jack	0	0	1	3	---	4
Staples, Justin	0	1	3	0	---	4
Bates, Houston	1	2	---	---	---	3
Davis, Jon	1	2	---	---	---	3
Hill, Alex	1	2	---	---	---	3
Becker, Zach	0	1	1	0	0	2
Sands, Tyler	0	1	---	1	---	2
Young, Donovan	1	1	---	---	---	2
Ferguson, Josh	1	0	---	---	---	1
Karras, Ted	1	---	---	---	---	1
Kynard, Tim	1	0	0	---	---	1
LaCrosse, Matt	0	1	---	---	---	1
Lattimore, Justin	0	0	1	---	---	1
Thomas, Earnest	1	0	---	---	---	1
Viliunas, Eddie	0	1	0	---	---	1

-- = Redshirted/did not play/not on squad; 0 = Played, didn't start

ILLINI HAVE HUGE NFL PRESENCE

- There will be 21 former Fighting Illini on 2012 opening day NFL rosters this weekend.
- Illinois had four players drafted in the first two rounds of the 2012 NFL Draft, including two first-rounders in **Whitney Mercilus** (26th pick, Houston Texans) and **A.J. Jenkins** (30th pick, San Francisco 49ers).
- Illinois has had five first-round picks since 2008, the most of any Big Ten team during that span. The 2012 duo of Mercilus and Jenkins joins running back **Rashard Mendenhall** (23rd overall by the Steelers in 2008), defensive back **Vontae Davis** (25th overall by Miami in 2009) and defensive tackle **Corey Liuget** (18th overall by San Diego in 2011) as Illini first-round draft picks in the last five years.
- Of the five recent Illini first-rounders, all but Jenkins were underclassmen who left Illinois with eligibility remaining. Illinois' four underclassmen chosen in the first round since 2008 is tied for the second-most by any team in the nation. Alabama leads the way with nine underclassman first-rounders in the last five years, while Florida and USC both match Illinois' four.
- Mercilus was the seventh Illini in the last five years to enter the draft with eligibility remaining. All seven were taken in the first three rounds, including four first-rounders.

ILLINI HOLD LIFT FOR LIFE FUNDRAISER

Fighting Illini players raised over \$3,000 for acoustic neuroma, which ended the career of former Illini offensive lineman **Andrew Carter**, with their Lift for Life fundraiser through the first-year registered student organization Uplifting Athletes on Saturday, June 23. Acoustic neuroma is a rare, slow-growing tumor of the nerve that connects the ear to the brain. Uplifting Athletes is a network of university chapters run by current football student-athletes. Each chapter adopts a rare disease that has personal meaning to their team. These rare diseases affect fewer than 200,000 Americans; and consequently, little attention is paid to them. Football players hold special events, fundraising campaigns or awareness drives to attract fans and media, making their rare disease more popular and generating new money for research. **Zak Pedersen**, Illinois' senior long snapper, serves as president of the UI chapter of Uplifting Athletes and helped organize the event.

ILLINOIS PICKS IT UP IN THE CLASSROOM

One area that head coach Tim Beckman has stressed since his arrival has been academics and Illinois is already starting to show results. The Illini posted a 3.09 team GPA during the 2012 summer session, 19 players had a perfect 4.0 GPA and 54 of 91 (59 percent) players enrolled in summer classes had a 3.0 GPA or higher. Below are more notes on Illinois' recent academic success:

- Quarterback **Nathan Scheelhaase** and defensive tackle **Akeem Spence**, both redshirt-juniors athletically, are on pace to complete their bachelor's degrees in December 2012, a span of only three-and-a-half years on campus.
- Ten current Illini seniors have already completed their bachelor's degrees, with five pursuing a master's and five pursuing a second bachelor's degree. **Tommy Davis**, **James Hallendorff**, **Corey Lewis**, **Tyler Sands** and **Zak Pedersen** are currently in graduate school, while **Glenn Foster**, **Graham Pocic**, **Supo Sanni**, **Justin Staples** and **Ashante Williams** are working toward a second bachelor's degree.
- Seniors **Zach Becker**, **Jack Ramsey** and **Eddie Viliunas** are on track to finish their bachelor's degrees in December 2012.
- Sophomore linebacker **Houston Bates** and senior offensive lineman **Tyler Sands** both have posted consecutive semesters with perfect 4.0 GPAs (Spring 2012, Summer 2012).
- Four freshmen entered Illinois with impressive academic credentials, with DB **V'Angelo Bentley**, WR **Justin Hardee** and LB **Mason Monheim** all transferring in more than 20 hours of college credit that they took in high school, giving them a leg up on a degree. Freshman LS **Michael Martin** also enters UI as a member of the James Scholar honors program in mechanical engineering.
- Senior defensive back **Supo Sanni** participated in the NCAA Career in Sports Forum in Indianapolis during the summer, while junior defensive back **Kaeman Mitchell** served an internship with Northwestern Mutual. Sophomore linebacker **Ralph Cooper** transferred into the College of Media and will pursue a degree in broadcast journalism.

BECKMAN STOKES COMPETITIVE FIRES

One of head coach Tim Beckman's major areas of emphasis is competition. He wants the Illini to compete in everything they do, whether it's in on the field, in the weight room, in the classroom or in the community. Here are some examples of competitions the Illini have held so far:

- Beckman emphasized the importance of the Spring Game to the team, polishing up an old trophy that had been unused for years and serving the winning team steak while the losers ate beans and weenies.
- The players have been divided into eight teams, with a different assistant coach drafting and leading each group. The squads compete in everything: community service, offseason conditioning, contests at Camp Rantoul where players had to squirt water bottles into trash cans or throw football into trash cans at different distances. Winners usually receive a special edible treat, such as ice cream.

2012 FIRST DOWN PRODUCTION

Player	Run	Pass	Rec	Total
Nathan Scheelhaase	2	5	0	7
Jon Davis	3	0	0	3
Josh Ferguson	1	0	0	1
Spencer Harris	0	0	1	1
Ryan Lankford	0	0	1	1
Darius Millines	0	0	1	1
Donovonn Young	0	0	1	1
Eddie Viliunas	0	0	1	1

TURNOVERS FORCED

TEAM	INT	FUMBLE	TOTAL
Illinois	3	1	4
Opponent	1	0	1

WESTERN MICHIGAN

- 1Q Buchanan interception (no return)
 1Q Thomas interception (no return)
 3Q Brown forced fumble (Brown recovered)
 4Q A. Williams interception (60 yard return for TD)

- The team will eat steak at the team training table on Sundays following victories, and players who are above the median GPA among all team members eat steak at the end of each semester, while those below the line eat beans and weenies.

BIG YEAR FOR FIGHTING ILLINI ATHLETICS IN 2011-12

The Fighting Illini saw huge success across the board during the 2011-12 academic year.

- **Mike Thomas** was hired as the 18th Director of Athletics at Illinois on Aug. 10, 2011, and immediately made a splash by hiring new head coaches for football (Tim Beckman), men's basketball (John Groce) and women's basketball (Matt Bollant) during his first eight months on the job.
- Illinois finished 21st in the Learfield Sports Director's Cup, the second-best finish in program history. The Director's Cup measures the overall success of college athletic programs.
- The men's gymnastics team won the 2012 NCAA Championship, the program's first since 1989, while the women's volleyball team was the national runner-up after spending much of the season ranked No. 1.
- Four Illini programs won Big Ten titles in 2011-12. Men's gymnastics and men's golf both won their fourth-consecutive conference titles, men's tennis won its first Big Ten title since 2005 and women's soccer won its second-ever Big Ten Tournament title.
- Illini individuals won six NCAA titles in 2011-12. **Andrew Riley** made history at the NCAA Track & Field Championship, becoming the first male ever to double as NCAA champ in the 100m and 110m hurdles. Women's track freshman **Ashley Spencer** (400m outdoor), gymnasts **C.J. Maestas** (rings) and **Paul Ruggeri** (vault), and golfer **Thomas Pieters** all won individual national titles as well.

2012 ILLINOIS BIG PLAYS

(Rush/Pass/Rec/PR over 20 yds & KOR/Def over 40 yds)

Player	Run	Pass	Rec	Def	ST	Tot
Lankford	0	0	1	0	0	1
Scheelhaase	0	1	0	0	0	1
A. Williams	0	0	0	1	0	1

WESTERN MICHIGAN

- 1Q 64 Lankford TD reception (from Scheelhaase)
 4Q 60 A. Williams INT return for TD

CHARTING THE ILLINI

LONGEST DRIVES

DRIVES

	ILLINOIS
by # of plays	10 (60 yds, 5:43, INT) vs. Western Michigan
by # of yards	75 (4 plays, 1:40, TD) vs. Western Michigan
Time of Possession	5:43 (10 plays, 60 yards, INT) vs. Western Michigan

OPPONENT

11 (28 yards, 4:03, Missed FG) Western Michigan
57 (4 plays, 1:18, TD) Western Michigan
4:03 (11 plays, 28 yards, Missed FG) Western Michigan

RED ZONE STATS (inside the 20)

	ILLINOIS	OPPONENT
Times inside the 20	2	2
Total Scores	1	1
Touchdowns	1	1
Field Goals	0	0
Lost on Downs or Turnovers	1	0
Lost on Missed Field Goals	0	1
End of Game or Half	0	0
Scoring Percentage	.500	.500
Scoring Percentage (TDs only)	.500	.500
Percent of Total Drives	.143	.143

FIELD POSITION

	ILLINOIS	OPPONENT
Drives Started	14	14
Cumulative Starting Yardlines	466	397
Average Starting Field Position	33.3	28.4
Times Started Inside the 20	2	2
Drives Started in Plus Territory	3	0

POINTS AFTER TURNS

	ILLINOIS	OPPONENT
Turnovers Forced	4	1
Total Scores	1	0
Scoring Percentage	.250	.000
Points off Turnovers	7 (1 TD, 0 FG)	0 (0 TD, 0 FG)

HIGHEST SCORING QUARTERS

	1ST	2ND	3RD	4TH	OT	FINAL
2012 season	10, WMU	7, WMU	--	7, WMU	--	24, WMU
Beckman Era	10, WMU 2012	7, WMU 2012	--	7, WMU 2012	--	24, WMU 2012

2012 ILLINI RANKINGS IN THE NCAA AND BIG TEN

TEAM RANKINGS (120 teams ranked)

CATEGORY	NCAA	Big Ten
Rushing Offense	115.00 80th	10th
Passing Offense	133.00 97th	11th
Total Offense	248.00 100th	12th
Scoring Offense	24.00 T-61st	T-7th
Rushing Defense	-6.00 1st	1st
Pass Efficiency Defense	101.22 33rd	6th
Total Defense	259.00 24th	4th
Scoring Defense	7.00 14th	2nd
Net Punting	37.38 47th	3rd
Punt Returns	1.00 77th	11th
Kickoff Returns	N/A N/A	N/A
Turnover Margin	4.00 T-4th	T-1st
Pass Defense	265.00 T-79th	T-8th
Passing Efficiency	121.29 70th	8th
Sacks Per Game	2.00 T-35th	T-3rd
Tackles For Loss	5.00 T-65th	T-7th
Sacks Allowed Per Game	0.00 T-1st	T-1st

MISCELLANEOUS RANKINGS

CATEGORY	STAT	NCAA	Big Ten
Third-Down Conversions	31.25	T-82nd	10th
Opponent 3rd-Down Conv.	35.29	T-51st	T-5th
First Downs	13.00	T-98th	11th
Opponent First Downs	13.00	T-17th	4th
Penalty Yards Per Game	30.00	T-26th	T-5th
Opponent Penalty Yds/Game	39.00		6th
Fourth-Down Conversions	0.00	N/A	N/A
Opponent 4th-Down Conv.	0.00	T-1st	T-1st
Kickoff Coverage	40.6		5th
Time of Possession	35:02	13th	5th
Red Zone Offense	50.0	T-89th	12th
Red Zone Defense	50.0	T-8th	T-3rd

NCAA INDIVIDUAL RANKINGS (Top-25)

CATEGORY	PLAYER	STAT	RANK
Sacks	M. Buchanan	1.0	T-20th
Interceptions/gm.	M. Buchanan	1.0	T-5th
	E. Thomas	1.0	T-5th
	A. Williams	1.0	T-5th
Passes defended/gm.	A. Williams	2.0	T-20th
	M. Buchanan	2.0	T-20th
Forced fumbles/gm.	H. Bates	1.0	T-6th
	J. Brown	1.0	T-6th
	M. Monheim	1.0	T-6th
	E. Thomas	1.0	T-6th
Fumbles recovered/gm	J. Brown	1.0	T-1st
Punting average	J. DuVernois	43.75	23rd

BIG TEN INDIVIDUAL RANKINGS (Top-10)

CATEGORY	PLAYER	STAT	RANK
Passing Efficiency	N. Scheelhaase	127.1	10th
Scoring (kick)	N. Immekus	6.0	T-6th
Punting	J. DuVernois	43.8	2nd
Field Goals Per Game	N. Immekus	1.0	T-4th
Field Goal Percentage	N. Immekus	50.0	T-4th
Tackles per game	A. Williams	9.0	T-9
Sacks Per Game	M. Buchanan	1.00	T-2nd
Tackles For Loss Per Game	M. Buchanan	2.00	T-2nd
Passes Defended	M. Buchanan	2.00	T-5th
	A. Williams	2.00	T-5th
Interceptions	M. Buchanan	1.00	T-3rd
	E. Thomas	1.00	T-3rd
	A. Williams	1.00	T-3rd
Fumbles Forced	Bates/Brown	1.00	T-1st
	Monheim/Thomas	1.00	T-1st
Fumbles Recovered	J. Brown	1.00	T-1st

SCORING DRIVES

WESTERN MICHIGAN

1st	13:20	TD	Lankford 64 yard pass from Scheelhaase (Immekus kick)	4 plays, 75 yards, 1:40
1st	5:51	FG	Immekus 43 yard field goal	4 plays, 6 yards, 2:07
2nd	7:40	TD	Scheelhaase 4 yard run (Immekus kick)	7 plays, 48 yards, 3:58
4th	9:06	DEF	A. Williams 60 yard interception return (Immekus kick)	

TEAM GAME-BY-GAME STATISTICS

Team	Score	First Downs	Rushing Att-Yd-TD	Passing C-A-Int-TD	Passing Yards	Total Offense	Punt	Fumbles	Penalties	Time Poss
Illinois	24	13	41-115-1	13-21-1-1	133	248	8-350	0-0	5-30	35:02
vs. Western Michigan	7	13	19-(-6)-0	28-47-3-1	265	259	7-274	6-1	6-39	24:58
Illinois at Arizona State										
Illinois vs. Charleston Southern										
Illinois vs. Louisiana Tech										
Illinois vs. Penn State										
Illinois at Wisconsin										
Illinois at Michigan										
Illinois vs. Indiana										
Illinois at Ohio State										
Illinois vs. Minnesota										
Illinois vs. Purdue										
Illinois at Northwestern										

ILLINOIS GAME-BY-GAME STARTERS

OFFENSIVE STARTERS

GAME	LT	LG	C	RG	RT	QB	RB	WR	WR	WR	TE
W. Michigan	Thornton	Hill	Pocic	Karras	Heitz	Scheelhaase	Young	Ferguson (RB)	Millines	Harris	Davis
Arizona St											
Charleston S.											
La. Tech											
Penn State											
Wisconsin											
Michigan											
Indiana											
Ohio State											
Minnesota											
Purdue											
Northwestern											
Consecutive	3	1	27	1	2	27	1	1	5	1	2
Career	26	3	27	1	10	27	2	1	12	10	3

DEFENSIVE STARTERS

GAME	DE	DT	DT	DE	WLB	MLB	STAR	CB	SS	FS	CB
W. Michigan	Kynard	Spence	Foster	Buchanan	Brown	Bates	A. Williams	Green	Thomas	Nixon-Youman	Hawthorne
Arizona St											
Charleston S.											
La. Tech											
Penn State											
Wisconsin											
Michigan											
Indiana											
Ohio State											
Minnesota											
Purdue											
Northwestern											
Consecutive	1	27	10	12	8	1	4	1	1	4	6
Career	1	27	12	21	12	3	6	19	1	4	18

CAREER RECORDS TO WATCH

through games of 9/1/12

CAREER RUSHING YARDAGE

1.	Robert Holcombe, 1994-97	4,105
2.	Antoineo Harris, 1999-2002	2,985
3.	Thomas Rooks, 1982-85	2,887
4.	Jim Grabowski, 1963-65	2,878
5.	Rocky Harvey, 1998-2001	2,711
6.	Mikel Leshoure, 2008-10	2,557
	Juice Williams, 2006-09	2,557
8.	Pierre Thomas, 2003-06	2,545
9.	Rashard Mendenhall, 2005-07	2,539
10.	Howard Griffith, 1987-90	2,485

20.	James Coleman, 1975-77	1,573
21.	George Uremovich, 1971-73	1,565
22.	Steve Feagin, 1989-92	1,558
23.	Steve Havard, 1995-99	1,541
24.	Nathan Scheelhaase, 2010-present	1,513

CAREER RUSHING YARDS BY A QB

1.	Juice Williams, 2006-09	2,557
2.	Nathan Scheelhaase, 2010-present	1,513
3.	Frank Custardo, 1963-65	516

CAREER TOTAL OFFENSE

	Rush	Pass	Total
1.	Juice Williams, 2006-09	2,557	8,037
2.	Kurt Kittner, 1998-2001	158	8,722
3.	Jack Trudeau, 1981-85	-85	8,725
4.	Jason Verduzco, 1989-92	-276	7,532
5.	Tony Eason, 1981-82	-29	7,031
6.	Nathan Scheelhaase, 2010-	1,513	4,061

CAREER PASSING YARDAGE

1.	Jack Trudeau, 1981-85	8,725
2.	Kurt Kittner, 1998-2001	8,722
3.	Juice Williams, 2006-09	8,037
4.	Jason Verduzco, 1989-92	7,532
5.	Tony Eason, 1981-82	7,031
6.	Johnny Johnson, 1992-95	5,293
7.	Jon Beutjer, 2002-04	5,190
8.	Jeff George, 1988-89	5,189
9.	Nathan Scheelhaase, 2010-present	4,061

CAREER PASS COMPLETIONS

1.	Jack Trudeau, 1981-85	797
2.	Kurt Kittner, 1998-2001	682
3.	Jason Verduzco, 1989-92	678
4.	Juice Williams, 2006-09	606
5.	Tony Eason, 1981-82	561
6.	Jeff George, 1988-89	474
7.	Jon Beutjer, 2002-04	462
8.	Johnny Johnson, 1992-95	432
9.	Nathan Scheelhaase, 2010-present	350

CAREER PASS ATTEMPTS

1.	Kurt Kittner, 1998-2001	1,264
2.	Jack Trudeau, 1981-85	1,245
3.	Juice Williams, 2006-09	1,136
4.	Jason Verduzco, 1989-92	1,083
5.	Tony Eason, 1981-82	911
6.	Johnny Johnson, 1992-95	819
7.	Jeff George, 1988-89	789
8.	Jon Beutjer, 2002-04	773
9.	Nathan Scheelhaase, 2010-present	573

CAREER TOUCHDOWN PASSES

1.	Kurt Kittner, 1998-2001	70
2.	Juice Williams, 2006-09	56
3.	Jack Trudeau, 1981-85	55
4.	Jason Verduzco, 1989-92	42
5.	Jon Beutjer, 2002-04	39
6.	Tony Eason, 1981-82	38
7.	Johnny Johnson, 1992-95	35
8.	Nathan Scheelhaase, 2010-present	31
	Jeff George, 1988-89	31

CAREER PASSING EFFICIENCY

1.	Tony Eason, 1981-82	133.8
2.	Nathan Scheelhaase, 2010-present	132.5
3.	Jack Trudeau, 1981-85	130.4
4.	Jason Verduzco, 1989-92	130.0
5.	Jon Beutjer, 2002-04	126.8

2012 ILLINOIS FOOTBALL DEPTH CHART (Pre-Arizona State Game - 9/3/12)



OFFENSE

LT	72 Hugh Thornton (6-5, 310, Sr.)	
	56 Shawn Afryl (6-3, 310, So.)	
LG	52 Alex Hill (6-3, 325, So.)	
	64 Robbie Bain (6-3, 290, Fr.)	
	73 Chris O'Connor (6-5, 275, r-Fr.)	
C	76 Graham Pocic (6-7, 310, Sr.)	
	67 Jake Feldmeyer (6-4, 295, Jr.)	
	60 Tony Durkin (6-3, 280, r-Fr.)	
RG	69 Ted Karras (6-4, 300, r-Fr.)	
	61 Tyler Sands (6-5, 300, Sr.)	
RT	74 Michael Heitz (6-5, 305, So.)	
	75 Patrick Flavin (6-7, 280, r-Fr.)	
	78 Ryan Nowicki (6-5, 290, r-Fr.)	
QB	2 Nathan Scheelhaase (6-3, 200, Jr.)	
	4 Reilly O'Toole (6-4, 220, So.)	
	8 Miles Osei (6-0, 200, Jr.)	
RB	6 Josh Ferguson (5-10, 185, r-Fr.) - OR -	
	5 Donovan Young (6-0, 220, So.)	
	22 Dami Ayoola (5-10, 205, Fr.)	
	41 Zach Becker (6-3, 250, Sr.)	
WR-X	15 Darius Millines (5-11, 185, Jr.)	
	84 Justin Hardee (6-1, 190, Fr.)	
	85 Tim Lukas (6-4, 200, Jr.)	
	20 Fritz Rock (6-1, 200, So.)	
WR-H	12 Ryan Lankford (6-0, 175, Jr.)	
	29 Peter Bonahoom (6-2, 200, r-Fr.)	
WR-Z	80 Spencer Harris (6-3, 195, Jr.)	
	19 Kenny Knight (6-4, 210, r-Fr.)	
	18 Jeremy Whitlow (6-2, 200, r-Fr.)	
TE	3 Jon Davis (6-3, 240, So.) - OR -	
	89 Evan Wilson (6-6, 250, Jr.)	
	83 Eddie Viliunas (6-4, 255, Sr.)	
	11 Matt LaCose (6-6, 240, So.)	

DEFENSE

DE	59 Tim Kynard (6-3, 260, Jr.) - OR -	
	54 Justin Staples (6-4, 240, Sr.)	
	58 Kenny Nelson (6-6, 245, r-Fr.)	
DT	91 Glenn Foster (6-4, 280, Sr.)	
	44 Austin Teitsma (6-2, 280, So.)	
DT	94 Akeem Spence (6-1, 305, Jr.)	
	95 Jake Howe (6-3, 295, So.)	
DE	99 Michael Buchanan (6-6, 240, Sr.)	
	6 Darrius Caldwell (6-5, 230, r-Fr.)	
WLB	45 Jonathan Brown (6-1, 235, Jr.)	
	34 Mike Svetina (6-2, 230, Fr.)	
	42 Ralph Cooper (6-1, 230, So.)	
MLB	30 Houston Bates (6-3, 240, So.)	
	43 Mason Monheim (6-1, 230, Fr.)	
	52 T.J. Neal (6-1, 230, Fr.)	
STAR	25 Ashante Williams (5-11, 205, Sr.)	
	28 Ta'Jarvis Fuller (6-1, 190, Fr.)	
CB	1 Terry Hawthorne (6-0, 190, Sr.)	
	21 Jack Ramsey (5-11, 200, Sr.)	
	2 V'Angelo Bentley (5-10, 180, Fr.)	
SS	7 Supo Sanni (6-3, 220, Sr.) - OR -	
	9 Earnest Thomas (6-2, 210, So.)	
	17 Tommy Davis (5-11, 205, Sr.)	
FS	5 Steve Hull (6-2, 200, Jr.) - OR -	
	4 Pat Nixon-Youman (5-10, 180, Sr.)	
	31 Nick North (6-1, 195, r-Fr.)	
CB	26 Justin Green (5-11, 195, Sr.)	
	27 Eaton Spence (6-0, 180, r-Fr.)	

SPECIAL TEAMS

PK	37 Nick Immekus (6-0, 220, So.)	
	14 Taylor Zalewski (6-3, 200, r-Fr.)	
P	18 Justin DuVernois (6-1, 190, So.)	
	12 Ryan Lankford (6-0, 175, Jr.)	
LS	46 Zak Pedersen (6-2, 230, Sr.)	
	49 Zach Hirth (6-4, 200, Fr.)	
H	8 Miles Osei (6-0, 200, Jr.)	
	86 Tim Russell (6-6, 225, Jr.)	
KO	14 Taylor Zalewski (6-3, 200, r-Fr.)	
	37 Nick Immekus (6-0, 220, So.)	
PR	17 Tommy Davis (5-11, 205, Sr.)	
	8 Miles Osei (6-0, 200, Jr.)	
KR	6 Josh Ferguson (5-10, 185, r-Fr.)	
	1 Terry Hawthorne (6-0, 190, Sr.)	
	5 Donovan Young (6-0, 220, So.)	

PRONUNCIATION GUIDE

Shawn Afryl AFF-rill
Dami Ayoola DAY-me uh-YOU-la
V'Angelo Bentley vee-AN-juh-low
Peter Bonahoom BAHN-uh-hoom
Simon Cvijanovic sve-YAWN-oh-vich
Justin DuVernois doo-vern-WAH
Patrick Flavin FLAH-vin
Ta'Jarvis Fuller tuh-JAR-vis
Zepheniah Grimes zeff-uh-NY-uh
Michael Heitz heights
Nick Immekus EM-uh-kiss
Ted Karras CARE-us
Davontay Kwaaning QUAN-ing
Tim Kynard kuh-NARD
Javaris Little juh-VAR-is
Darius Millines mil-LINES
Kaeman Mitchell KAY-man
Patrick Nixon-Youman YO-man
James Nudera new-DARE-uh
Miles Osei oh-SAY
Zak Pedersen PED-er-son
Graham Pocic POH-sick
Daniel Quintana Quinn-TAH-nuh
Nejee Robinson NAH-jee
Supo Sanni SHOO-poh SAH-nee
Nathan Scheelhaase SHEEL-house
Eaton Spence sounds like eaten
Garrett Stroup rhymes with crop
Mike Svetina sve-TEE-na
Austin Teitsma TIGHTS-muh
Brennen VanMieghem van-MEE-gum
Eddie Viliunas vuh-LOO-nus
Ashante Williams a-SHONN-tee
Taylor Zalewski zuh-LESS-key

Chris Beatty BAY-tee
Alex Golesh goal-ESH

PROBABLE OFFENSIVE STARTERS QUICK FACTS

QB	2	Nathan Scheelhaase (Jr., 6-3, 200)	O'Brien Award candidate ... 2nd in UI career pass effic., 6th in career total offense ... On pace to graduate in December 2012 (3.5 years)
RB	6	Josh Ferguson (r-Fr., 5-10, 185)	Received medical hardship waiver after missing last 10 games of 2011 with hamstring injury ... Three-star prospect by Rivals.com
RB	5	Donovonn Young (So., 6-0, 220)	Had a team-high 17 touches vs. WMU on 9/1 ... Played in 12 games in 2011 ... Ranked 2nd on team with 6 rushing TDs
WR	15	Darius Millines (Jr., 5-11, 185)	Had 19 rec, 218 yds, 1 TD in 2011 ... Missed 4 games with foot injury in 2011 ... Completed 1st career pass in 2011 Kraft Fight Hunger Bowl
WR	80	Spencer Harris (Jr., 6-3, 195)	Had 26 rec, 226 yards, 1 TD in 2011 ... Academic All-Big Ten honoree ... HS teammate of Arkansas starting QB Tyler Wilson
WR	12	Ryan Lankford (Jr., 6-0, 175)	Caught career-long 64-yd TD pass on 5th play vs. WMU on 9/1 ... Had 12 rec, 108 yds in 2011 ... Had 6 rec, 129 yards, 1 TD in 2010
TE	3	Jon Davis (So., 6-3, 240)	6 carries, 54 yds vs. WMU on 9/1 ... Phil Steele Third-Team Freshman All-American in 2011 ... Ranked 3rd on team with 22 rec
TE	83	Eddie Viliunas (Sr., 6-4, 255)	Former walk-on QB earned scholarship prior to 2011 season ... Blocking TE had 4 rec in '11 ... Sister, Alexis, is frosh on UI volleyball team
LT	72	Hugh Thornton (Sr., 6-5, 310)	Phil Steele Preseason All-Big Ten 4th Team ... Moved to tackle after spending most of his 1st 2 years at guard ... Has 24 career starts
LG	52	Alex Hill (So., 6-3, 325)	1 of 2 Louisiana natives on roster ... Made 2 starts as RS-Fr. in 2011 ... Three-star prospect & No. 17 center in nation by Rivals.com
C	76	Graham Pocic (Sr., 6-7, 310)	Rimington & Outland Trophy candidate ... Phil Steele Preseason All-Big Ten 2nd Team ... Has made 27 consecutive starts at center
RG	69	Ted Karras (r-Fr., 6-4, 300)	Rivals.com three-star prospect ... Two-time Indiana All-State selection in 2010 and 2011 ... 7th family member to play FB in Big Ten
RT	74	Michael Heitz (So., 6-5, 305)	Made 9 starts in 2011 ... Academic All-Big Ten selection ... Three-star recruit by Rivals.com ... Started 41 straight games in HS

PROBABLE DEFENSIVE STARTERS QUICK FACTS

DE	99	Michael Buchanan (Sr., 6-6, 240)	Candidate for Nagurski, Bednarik, Lombardi & Hendricks Awards ... Had 2 TFLs, 1 sack, INT, PBU, 2 QB hurries vs. WMU on 9/1
DT	91	Glenn Foster (Sr., 6-4, 280)	Gained 20 lbs in offseason ... Started 11 games in 2011 ... Pursuing 2nd degree in finance in agribusiness after earning B.S. in sociology
DT	94	Akeem Spence (Jr., 6-1, 305)	Lombardi & Outland candidate ... UI's 2nd-leading returning tackler (69 in 2011) ... On pace to earn degree in December (3.5 years)
DE	54	Justin Staples (Sr., 6-4, 240)	Has 4 career starts, three in 2010 and one in 2011 ... Has 2 career sacks, 5.5 career TFLs ... Pursuing 2nd B.S. in ag leadership education
DE	59	Tim Kynard (Jr., 6-3, 260)	Had 4 tackles, TFL in 1st career start vs. WMU on 9/1 ... Played in 11 games in 2011, making 8 tackles ... Sociology major
WLB	45	Jonathan Brown (Jr., 6-1, 235)	Candidate for Butkus, Bednarik, Lombardi, Lott IMPACT & Nagurski Awards ... 6 tackles, half-TFL, FF, FR, PBU vs. WMU on 9/1
MLB	30	Houston Bates (So., 6-3, 240)	5 tackles, FF vs. WMU on 9/1 ... 1 of 2 Louisiana natives on UI roster ... Had consecutive 4.0 GPA semesters in spring & summer of 2012
STAR	25	Ashante Williams (Sr., 5-11, 205)	Had team-high 9 tackles, 60-yard pick-6 vs. WMU on 9/1 ... Made 3 starts in 2011 ... Has completed bachelor's degree in communication
CB	26	Justin Green (Sr., 5-11, 195)	Former RB has played in 26 games & started 18 since moving to CB prior to 2010 ... Two-time Academic All-Big Ten honoree
SS	9	Earnest Thomas (So., 6-2, 210)	Had 6 tackles, INT, FF vs. WMU on 9/1 in 1st career start ... Played in eight games in 2011 after redshirting the 2010 season
SS	7	Supo Sanni (Sr., 6-3, 220)	Made 11 starts in 2011 ... Participated in NCAA Career in Sports Forum in Summer 2012 ... Pursuing 2nd degree in ag leadership education
FS	4	Pat Nixon-Youman (Sr., 5-10, 180)	Made 3 starts in 2011 ... Compiled 27 tackles across 11 games ... Had a career-high five tackles at Minnesota in 2011
FS	5	Steve Hull (Jr., 6-2, 200)	Had 58 tackles and 2 PBUs in 2011 ... Has 12 career starts ... Came to Illinois as a receiver but switched to safety prior to 2010
CB	1	Terry Hawthorne (Sr., 6-0, 190)	Hornung Award candidate ... Had 5 tackles, TFL, PBU vs. WMU on 9/1 ... Led UI with 3 INTs & 7 PBUs in 2011

PROBABLE SPECIAL TEAMS QUICK FACTS

PK	37	Nick Immekus (So., 6-0, 220)	Made 1st career FG vs. WMU ... Walk-on in 1st season as starting kicker ... High school teammate of Illini back-up QB Reilly O'Toole
P	18	Justin DuVernois (So., 6-1, 190)	Ranked 2nd in BT in punt avg (43.8) ... In 2nd year as starter ... Averaged 38.3 ypp with 17 inside the 20 & 3 over 50 yds in 2011
LS	46	Zak Pedersen (Sr., 6-2, 230)	In third year as snapper ... Earned scholarship in Fall 2010 ... Pursuing M.S. in sport management after graduating in May 2012
KOS	14	Taylor Zalewski (r-Fr., 6-3, 200)	Had 3 TBs in 5 KO vs. WMU on 9/1 ... Redshirted the 2011 season ... Ranked No. 17 kicker in class of 2011 coming out of high school

2012 ILLINOIS FOOTBALL ROSTER (updated 8/29/12)

NO	NAME	POS	HT	WT	YR	ELIG.	HOMETOWN/PREVIOUS SCHOOL	NO	NAME	POS
37	Austin Abner	DB	6-0	195	r-Fr.	4-4	Fort Thomas, Ky./Highlands	1	Terry Hawthorne	DB
56	Shawn Afryl	OL	6-3	310	So.	3-3	Skokie, Ill./Niles West	2	V'Angelo Bentley	DB
22	Dami Ayoola	RB	5-10	205	Fr.	5-4	Fort Lauderdale, Fla./St. Thomas Aquinas	2	Nathan Scheelhaase	QB
64	Robbie Bain	OL	6-3	290	Fr.	5-4	Bolingbrook, Ill./Bolingbrook	3	Taylor Barton	DB
3	Taylor Barton	DB	6-1	210	Fr.	5-4	Orlando, Fla./Lake Highland Prep	3	Jon Davis	TE
30	Houston Bates	LB	6-3	240	So.	3-3	Covington, La./St. Paul's	4	Patrick Nixon-Youman	DB
41	Zach Becker	FB	6-3	250	Sr.	1-1	Homer, Ill./St. Joseph-Ogden	4	Reilly O'Toole	QB
10	B.J. Bello	STAR	6-3	205	Fr.	5-4	New Lenox, Ill./Lincoln-Way West	5	Steve Hull	DB
2	V'Angelo Bentley	DB	5-10	180	Fr.	5-4	Cleveland, Ohio/Glenville	5	Donovonn Young	RB
55	Chris Boles	OL	6-4	325	r-Fr.	4-4	Toledo, Ohio/Central Catholic	6	Darrius Caldwell	DL
29	Peter Bonahoom	WR	6-2	200	r-Fr.	4-4	Arlington Heights, Ill./Prospect	6	Josh Ferguson	RB
45	Jonathan Brown	LB	6-1	235	Jr.	3-2	Memphis, Tenn./Christian Brothers	7	Supo Sanni	DB
99	Michael Buchanan	DL	6-6	240	Sr.	2-1	Homewood, Ill./Homewood-Flossmoor	7	Hayden Daniels	WR
6	Darrius Caldwell	DL	6-5	230	r-Fr.	4-4	Atlanta, Ga./Mays	8	Miles Osei	QB
21	Devin Church	WR	5-8	190	Fr.	5-4	Southfield, Mich./Brother Rice	9	Earnest Thomas III	DB
42	Ralph Cooper	LB	6-1	230	So.	4-3	Winnsboro, S.C./Fairfield Central	10	B.J. Bello	STAR
68	Simon Cvijanovic	OL	6-5	295	So.	3-3	Cleveland, Ohio/Benedictine	10	Chase Haslett	QB
7	Hayden Daniels	WR	6-4	200	r-Fr.	4-4	Naperville, Ill./Naperville Central	11	Matt LaCosse	TE
3	Jon Davis	TE	6-3	240	So.	4-3	Louisville, Ky./Middleton Eastern	11	Jevaris Little	DB
17	Tommy Davis	DB	5-11	205	Sr.	1-1	East St. Louis, Ill./Althoff Catholic/Northern Illinois	12	Ryan Lankford	WR
48	Henry Dickinson	LB	6-4	230	So.	4-3	Memphis, Tenn./Memphis University HS	13	Ryan Frain	PK/P
60	Tony Durkin	OL	6-3	280	r-Fr.	4-4	Tinley Park, Ill./Andrew	13	Sean McGushin	QB
18	Justin DuVernois	P	6-1	190	So.	4-3	Plantation, Fla./St. Thomas Aquinas	14	Taylor Zalewski	PK
67	Jake Feldmeyer	OL	6-4	295	Jr.	2-2	Centerville, Ohio/Centerville	15	Darius Millines	WR
6	Josh Ferguson	RB	5-10	185	r-Fr.	4-4	Naperville, Ill./Joliet Catholic	17	Tommy Davis	DB
75	Patrick Flavin	OL	6-7	280	r-Fr.	4-4	Lisle, Ill./Benet Academy	17	James Nudera	QB
22	Nick Forzley	DB	5-9	180	So.	3-3	Lemont, Ill./Lemont	18	Justin DuVernois	P
91	Glenn Foster	DL	6-4	280	Sr.	1-1	Chicago, Ill./Mount Carmel	18	Jeremey Whitlow	WR
13	Ryan Frain	PK/P	6-2	220	Fr.	5-4	Indianapolis, Ind./Sccecina	19	Kenny Knight	WR
28	Ta'Jarvis Fuller	STAR	6-1	190	Fr.	5-4	Fort Myers, Fla./Dunbar	20	Fritz Rock	WR
26	Justin Green	DB	5-11	195	Sr.	2-1	Louisville, Ky./Male	21	Devin Church	WR
33	Zepheniah Grimes	LB	5-11	220	r-Fr.	4-4	Bamberg, S.C./Bamberg-Ehrhardt	21	Jack Ramsey	DB
24	James Hallendorff	WR	6-2	205	Sr.	1-1	Vernon Hills, Ill./Vernon Hills	22	Dami Ayoola	RB
84	Justin Hardee	WR	6-1	190	Fr.	5-4	Cleveland, Ohio/Glenville	22	Nick Forzley	DB
80	Spencer Harris	WR	6-3	195	Jr.	3-2	Greenwood, Ark./Greenwood	23	Ben Mathis	DB
10	Chase Haslett	QB	6-1	195	r-Fr.	4-4	Clayton, Mo./Clayton	24	James Hallendorff	WR
1	Terry Hawthorne	DB	6-0	190	Sr.	2-1	East St. Louis, Ill./East St. Louis	24	Nelson Lugo	DB
74	Michael Heitz	OL	6-5	305	So.	3-3	Vermont, Ill./VIT	25	Ashante Williams	STAR
52	Alex Hill	OL	6-3	325	So.	3-3	Slidell, La./Slidell	26	Justin Green	DB
49	Zach Hirth	LS	6-4	200	Fr.	5-4	Eureka, Mo./Eureka	27	Eaton Spence	DB
95	Jake Howe	DL	6-3	295	So.	3-3	McHenry, Ill./McHenry	28	Ta'Jarvis Fuller	STAR
5	Steve Hull	DB	6-2	200	Jr.	2-2	Cincinnati, Ohio/Sycamore	28	LaKeith Walls	RB
37	Nick Immekus	PK	6-0	220	So.	3-3	Wheaton, Ill./Wheaton Warrenville South	29	Kaeman Mitchell	DB
36	Brad Janitz	P	6-5	215	So.	3-3	Cincinnati, Ohio/Walnut Hills	29	Peter Bonahoom	WR
69	Ted Karras	OL	6-4	300	r-Fr.	4-4	Indianapolis, Ind./Cathedral	30	Houston Bates	LB
53	Ryan Klachko*	OL	6-4	305	r-Fr.	4-4	Springfield, Ill./Sacred Heart-Griffin/U. of Nebraska	31	Nick North	DB
19	Kenny Knight	WR	6-4	210	r-Fr.	4-4	Detroit, Mich./Country Day	31	Leslie Poole	WR
35	Davontay Kwaaning	WR	5-11	185	r-Fr.	4-4	Chicago, Ill./Lindblom	32	Daniel Quintana	STAR
59	Tim Kynard	DL	6-3	260	Jr.	2-2	Toledo, Ohio/St. John's	33	Zepheniah Grimes	LB
11	Matt LaCosse	TE	6-6	240	So.	4-3	Naperville, Ill./North	34	Mike Svetina	LB
12	Ryan Lankford	WR	6-0	175	Jr.	3-2	Jacksonville, Fla./Paxon	35	Davontay Kwaaning	WR
88	Justin Lattimore	TE	6-3	225	Jr.	2-2	Tampa, Fla./Gaither	36	Brad Janitz	P
70	Corey Lewis	OL	6-6	310	Sr.	1-1	Cresco, Pa./East Stroudsburg South	37	Austin Abner	DB
11	Jevaris Little	DB	6-1	180	Fr.	5-4	St. Petersburg, Fla./Lakewood	37	Nick Immekus	PK
24	Nelson Lugo	DB	5-11	195	Fr.	5-4	Franklin Park, Ill./East Leyden	39	Nejee Robinson	LB
85	Tim Lukas	WR	6-4	200	Jr.	2-2	Mt. Prospect, Ill./Hersey/Carthage College	40	Beau Sullivan	LB
85	Michael Martin	LS	6-4	210	Fr.	5-4	Champaign, Ill./Centennial	41	Zach Becker	FB
23	Ben Mathis	DB	6-3	200	Jr.	2-2	Springfield, Ill./Springfield	42	Ralph Cooper	LB
66	Scott McDowell	OL	6-5	290	r-Fr.	4-4	Hinsdale, Ill./Central	43	Mason Monheim	LB

2012 ILLINOIS FOOTBALL ROSTER (continued)

13	Sean McGushin	QB	6-2	215	Sr.	2-2	St. Charles, Ill./North	44	Austin Teitsma	DL
15	Darius Millines	WR	5-11	185	Jr.	3-2	Boynton Beach, Fla./American Heritage	45	Jonathan Brown	LB
29	Kaeman Mitchell	DB	5-9	180	Jr.	2-2	Lawrence, Kan./Champaign Centennial	46	Zak Pedersen	LS
43	Mason Monheim	LB	6-1	230	Fr.	5-4	Orrville, Ohio/Orrville	48	Henry Dickinson	LB
52	T.J. Neal	LB	6-1	230	Fr.	5-4	McKeeseport, Pa./McKeeseport	49	Zach Hirth	LS
58	Kenny Nelson	DL	6-6	245	r-Fr.	4-4	Detroit, Mich./Cass Tech	52	T.J. Neal	LB
4	Patrick Nixon-Youman	DB	5-10	180	Sr.	2-1	Jacksonville, Fla./Middleburg	52	Alex Hill	OL
31	Nick North	DB	6-1	195	r-Fr.	4-4	Hollywood, Fla./McArthur	53	Ryan Klachko	OL
78	Ryan Nowicki	OL	6-5	290	r-Fr.	4-4	Glendale, Ariz./Cactus/Penn State University	54	Justin Staples	DL
17	James Nudera	QB	6-1	215	r-Fr.	4-4	Elmhurst, Ill./York	55	Chris Boles	OL
73	Chris O'Connor	OL	6-5	275	r-Fr.	4-4	Tinley Park, Ill./Andrew	56	Shawn Afryl	OL
4	Reilly O'Toole	QB	6-4	220	So.	4-3	Wheaton, Ill./Wheaton Warrenville South	58	Kenny Nelson	DL
8	Miles Osei	QB	6-0	200	Jr.	3-2	Mt. Prospect, Ill./Prospect	59	Tim Kynard	DL
46	Zak Pedersen	LS	6-2	230	Sr.	1-1	Joliet, Ill./Joliet Catholic	60	Tony Durkin	OL
76	Graham Pocic	OL	6-7	310	Sr.	1-1	Lemont, Ill./Lemont	61	Tyler Sands	OL
31	Leslie Poole	WR	5-10	170	So.	3-3	Schaumburg, Ill./Conant	64	Robbie Bain	OL
93	Teko Powell	DL	6-3	295	Fr.	5-4	Miami, Fla./Norland	66	Scott McDowell	OL
32	Daniel Quintana	STAR	6-2	195	So.	3-3	Berwyn, Ill./Westchester St. Joseph	67	Jake Feldmeyer	OL
21	Jack Ramsey	DB	5-11	200	Sr.	1-1	Chicago, Ill./Simeon	68	Simon Cvijanovic	OL
87	Daniel Rhodes	DL	6-3	290	Fr.	5-4	Charlotte, N.C./Independence	69	Ted Karras	OL
39	Nejee Robinson	LB	6-2	240	Jr.	3-2	Chicago, Ill./John Hope	70	Corey Lewis	OL
20	Fritz Rock	WR	6-1	200	So.	3-3	Plymouth, Minn./Wayzata	71	Joe Spencer	OL
86	Tim Russell	TE	6-6	225	Jr.	2-2	St. Charles, Ill./East	72	Hugh Thornton	OL
61	Tyler Sands	OL	6-5	300	Sr.	1-1	Boyertown, Pa./Boyertown Area Senior	73	Chris O'Connor	OL
7	Supo Sanni	DB	6-3	220	Sr.	1-1	Chicago Heights, Ill./Homewood-Flossmoor	74	Michael Heitz	OL
2	Nathan Scheelhaase	QB	6-3	200	Jr.	2-2	Kansas City, Mo./Rockhurst	75	Patrick Flavin	OL
94	Akeem Spence	DL	6-1	305	Jr.	2-2	Ft. Walton Beach, Fla./Ft. Walton Beach	76	Graham Pocic	OL
27	Eaton Spence	DB	6-0	180	r-Fr.	4-4	Belle Glade, Fla./Glades Day	78	Ryan Nowicki	OL
71	Joe Spencer	OL	6-4	290	Fr.	5-4	Mason, Ohio/Mason	80	Spencer Harris	WR
54	Justin Staples	DL	6-4	240	Sr.	1-1	Lakewood, Ohio/St. Edward	83	Eddie Viliunas	TE
87	Garrett Stroup	P	5-11	190	r-Fr.	4-4	Rockford, Ill./Boylan Catholic	83	Brennen VanMieghem	PK
40	Beau Sullivan	LB	5-11	215	Jr.	2-2	Decatur, Ill./Maroa-Forsyth	84	Justin Hardee	WR
34	Mike Svetina	LB	6-2	230	Fr.	5-4	Brunswick, Ohio/St. Ignatius	85	Tim Lukas	WR
44	Austin Teitsma	DL	6-2	280	So.	3-3	Glen Ellyn, Ill./Glenbard South	85	Michael Martin	LS
9	Earnest Thomas III	DB	6-2	210	So.	3-3	Orchard Lake, Mich./St. Mary's	86	Tim Russell	TE
72	Hugh Thornton	OL	6-5	310	Sr.	2-1	Oberlin, Ohio/Oberlin	87	Daniel Rhodes	DL
98	John Valentine	DL	6-5	250	r-Fr.	4-4	St. Louis, Mo./MICDS	87	Garrett Stroup	P
83	Brennen VanMieghem	PK	6-2	190	r-Fr.	4-4	Metamora, Ill./Metamora Township	88	Justin Lattimore	TE
83	Eddie Viliunas	TE	6-4	255	Sr.	1-1	LaGrange Park, Ill./Lyons Township	89	Evan Wilson	TE
28	LaKeith Walls	RB	6-2	195	Fr.	5-4	Cleveland, Ohio/Rhodes	90	DeJazz Woods	DL
18	Jeremy Whitlow	WR	6-2	200	r-Fr.	4-4	Cleveland, Ohio/Central Catholic	91	Glenn Foster	DL
25	Ashante Williams	STAR	5-11	205	Sr.	1-1	Mayfield, Ohio/Mayfield	93	Teko Powell	DL
97	Vontrell Williams	DL	6-4	300	Fr.	5-4	Chicago, Ill./Mt. Carmel	94	Akeem Spence	DL
89	Evan Wilson	TE	6-6	250	Jr.	3-2	Woodstock, Ga./Woodstock	95	Jake Howe	DL
90	DeJazz Woods	DL	6-3	255	So.	3-3	Tampa, Fla./Robinson	97	Vontrell Williams	DL
5	Donovonn Young	RB	6-0	220	So.	4-3	Houston, Texas/Katy	98	John Valentine	DL
14	Taylor Zalewski	PK	6-3	200	r-Fr.	4-4	Orland Park, Ill./Carl Sandburg	99	Michael Buchanan	DL

* Klachko must sit out the 2012 season due to NCAA transfer rules (will have 3 years of eligibility left starting in 2013)

GAME SUMMARIES

GAME 1

WESTERN MICHIGAN	7
ILLINOIS	24

SEPT. 1, 2012
MEMORIAL STADIUM // CHAMPAIGN, ILL. // 43,441

SCORING BY QUARTER

Team	1	2	3	4	F
Western Michigan	0	0	7	0	7
Illinois	10	7	0	7	24

SCORING SUMMARY

First Quarter
ILL: Lankford 64 yard pass from Scheelhaase (Immekus kick), 13:20 (4-75, 1:40)
ILL: Immekus 43 yard field goal, 5:51 (4-6, 2:07)

Second Quarter
ILL: Scheelhaase 4 yard run (Immekus kick), 7:40 (7-48, 3:58)

Third Quarter
WMU: Wilson 8 yard pass from Carder (Haldeman kick), 0:32 (4-57, 1:18)

Fourth Quarter
ILL: A. Williams 60 yard interception return (Immekus kick), 9:06

TEAM STATISTICS

Category	WMU	ILL
First Downs	13	13
Rushes-Yards	19-(-6)	41-115
Passing Yards	265	133
Comp-Att-Int	28-47-3	13-21-1
Total Yards	259	248
Punts-Avg	7-39.1	8-43.8
Kickoff Returns	2-39	0-0
Penalties-Yards	6-39	5-30
Fumbles-Lost	6-1	0-0
Sacks By	0-0	2-19
Third-down Conv.	6-17	5-16
Time of Possession	24:58	35:02

INDIVIDUAL LEADERS

RUSHING (Carries-Yards-TD): WMU - Drake 8-29, Chance 5-7, Scriven 1-1, Van Tubbergen 2-(-12), Carder 3-(-31). ILL - J. Davis 6-54, Ferguson 11-38, Scheelhaase 7-21-1, Osei 3-8, O'Toole 2-3, Young 11-2, Lankford 1-(-11).
PASSING (Comp-Att-INT-TD-Yds): WMU - Carder 26-43-3-1-239, Van Tubbergen 2-3-0-0-26, Wilson 0-1-0-0-0. ILL - Scheelhaase 11-18-1-1-126, O'Toole 2-3-0-0-7.
RECEIVING (Rec-Yards-TD): WMU - Wilson 8-59-1, Monette 4-53, Schaffer 4-49, Collins 3-50, Duncan 3-16, Cutler 3-13, Hammond 1-23, Chance 1-4, Scriven 1-(-2). ILL - Young 6-24, Harris 3-19, Lankford 1-64-1, Viliunas 1-12, Millines 1-9, Ferguson 1-5.
TACKLE LEADERS (Tackles, TFL-Yds): WMU - Simon 18; Easmon 11, 1.5-11; Celiscar 7; Currie 7, 1.0-1; Ishmael 6, 1.5-5; Boles 5, 0.5-1; Bozeman 5. ILL - A. Williams 9; Thomas 6; Green 6; Brown 6, 0.5-4; Hawthorne 5, 1.0-3; Bates 5; Kynard 4, 1.0-2.

GAME NOTES

- With today's win over Western Michigan, Illinois won its seventh-straight season-opener at home, as well as its 15th straight home-opener.
- The seven points allowed by the Illini defense today were the fewest by an FBS opponent in nine seasons, since UCLA scored six on Sept. Sept. 13, 2003 (UCLA defeated Illinois 6-3).
- The Illini defense shut down WMU's running game, holding the Broncos to negative-6 rushing yards. It marked the first time Illinois had held an opponent to negative yards rushing since the 1998 home opener, when Middle Tennessee had negative-9 yards (9/12/98).
- Junior quarterback Nathan Scheelhaase hit junior receiver Ryan Lankford with a 64-yard touchdown pass in the first quarter for Illinois' first touchdown of 2012. It was the longest catch of Lankford's career and Scheelhaase's seventh career TD pass of 50-plus yards, the most by any Big Ten quarterback since 2009.
- Scheelhaase also rushed for a touchdown in today's win in addition to passing for a score, marking only the fifth time in his 27 games as a starter that he reached the end zone on the ground and through the air. It also happened against Northwestern and Indiana in 2011, and against Michigan and Fresno State in 2010.
- Sophomore punter Justin DuVernois ended the first half with a 72-yard punt, which ranks as the 13th-longest punt in school history and longest since Steve Weatherford's 79-yard boot against Michigan State on Oct. 9, 2004.
- Illinois' third interception of the afternoon resulted in a pick-6, as Ashante Williams raced 60 yards for the score. The Illini have now had interception returns for touchdowns in consecutive games (Terry Hawthorne 39-yard INT return vs. UCLA in the 2011 Kraft Fight Hunger Bowl).

THE LAST TIME

An Illinois Player Had ...

Rushing

250 yards rushing:

330, Mikel Leshoure vs. Northwestern, 11/20/2010

200 yards rushing:

330, Mikel Leshoure vs. Northwestern, 11/20/2010

150 yards rushing:

184, Mikel Leshoure vs. Baylor, 12/29/2010

125 yards rushing:

133, Troy Pollard vs. Western Michigan, 9/24/2011

100 yards rushing:

110, Nathan Scheelhaase vs. UCLA, 12/31/2011

Back-to-back 175 yard rushing games:

Rashard Mendenhall (189 vs. Ball State, 10/27/2007 & 201 at Minnesota, 11/3/2007)

Three consecutive 100-yard rushing games:

Mikel Leshoure, 11/6/2010-12/29/2010 (5 games)

Five consecutive 100-yard rushing games:

Mikel Leshoure, 11/6/2010-12/29/2010 (5 games)

2 rushers with 175 yards:

Rocky Harvey (215), Steve Havard (175) vs. Middle Tennessee, 9/12/1998

2 rushers with 100 yds:

T. Pollard (133), D. Young (100) vs. Western Michigan, 9/24/2011

80+ yard rushing play:

80, Daniel Dufrene at Ohio State, 11/10/2007

70+ yard rushing play:

70, Mikel Leshoure vs. Northwestern, 11/20/2010

Two 40+ runs in one quarter:

82 and 47 (1st), Antioneo Harris vs. Purdue, 10/12/2002

True-freshman rushed for 100-yards in first career game:

E.B. Halsey, 139 yards vs. Missouri, 8/30/2003

40 rushing attempts:

40, Antioneo Harris at Wisconsin, 11/9/2002

30 rushing attempts:

33, Mikel Leshoure vs. Northwestern, 11/20/2010

2 rushers with 2 TDs:

N. Scheelhaase (2) & D Young (2) vs. SDSU, 9/10/2011

8 TDs rushing:

Howard Griffith (8) vs. Southern Illinois, 9/22/1990

4 TDs rushing:

Antioneo Harris (4) vs. Indiana, 10/27/2002

3 TD's rushing:

Mikel Leshoure (3) vs. Baylor, 12/29/2010

2 TD's rushing:

Donovonn Young (2) vs. Wisconsin, 11/19/2011

2 TD's rushing by a QB:

Nathan Scheelhaase (2) vs. SDSU, 9/10/2011

Receiving

200 yards receiving:

268, A.J. Jenkins vs. Northwestern, 10/1/2011

150 yards receiving:

182, A.J. Jenkins at Indiana, 10/8/2011

100 yards receiving:

103, A.J. Jenkins vs. Michigan, 11/12/2011

2 receivers with 100 yards receiving:

A.J. Jenkins (148) & Darius Millines (119) vs. Arkansas State, 9/3/2011

70+ yard pass play:

77, A.J. Jenkins from N. Scheelhaase at Indiana, 10/8/2011

60+ yard pass play:

64, Ryan Lankford from N. Scheelhaase vs. WMU, 9/1/2012

50+ yard pass play:

64, Ryan Lankford from N. Scheelhaase vs. WMU, 9/1/2012

10 or more receptions:

12, A.J. Jenkins vs. Northwestern, 10/1/2011

2 receivers with 2 TDs:

Will Judson and Chris Duvall vs. Missouri, 8/30/2008

3 TDs receiving:

A.J. Jenkins (3) vs. Northwestern, 10/1/2011

An OL caught a pass:

Jeff Allen, (1 rec., 2 yds) vs. Southern Illinois, 9/11/2010

Passing

600 yards passing:

621, Dave Wilson at Ohio State, 11/8/1980

500 yards passing:

621, Dave Wilson at Ohio State, 11/8/1980

400 yards passing:

462, Juice Williams vs. Minnesota, 10/11/2008

300 yards passing:

391, Nathan Scheelhaase vs. Northwestern, 10/1/2011

Consecutive 300-yard passing games:

Juice Williams at Michigan (310, 10/4/2008) and vs. Minnesota (462, 10/11/2008)

Three consecutive 300-yard passing games:

Jason Verduzco vs East Carolina (352, 8/31/1991), at Missouri (431, 9/14/1991) and vs. Houston (341, 9/21/1991)

6 TDs passing:

Dave Wilson at Ohio State, 11/8/1980

5 TDs passing:

Juice Williams vs. Missouri, 8/30/2008

4 TDs passing:

Nathan Scheelhaase vs. Purdue, 10/30/2010

3 TDs passing:

Nathan Scheelhaase (3) at Indiana, 10/8/2011

Two 65-plus yard TD passes in the same game:

Nathan Scheelhaase, 77 & 67 yards to A.J. Jenkins at Indiana, 10/8/2011

10+ consecutive completions in a game:

Nathan Scheelhaase (13), vs. Baylor, 12/29/2010

Non-QB with passing TD:

Jason Ford at Penn State, 10/9/2010

Defense

20 Tackles:

J. Leman (20) vs. Missouri, 9/1/2007

4 interceptions:

Mike Gow (4) vs. Stanford, 9/21/74

3 interceptions:

Eugene Wilson (3) vs. Penn State, 11/10/2001

2 interceptions:

Trulon Henry (2) vs. Ohio State, 10/2/2010

3+ sacks in a game:

Whitney Mercilus (3.0) at Indiana, 10/8/2011

Interception by a lineman:

Michael Buchanan vs. Western Michigan, 9/1/2012

Interception return for TD:

Ashante Williams (60 yards) vs. Western Michigan, 9/1/2012

Two players with interception returns for TD in a game:

Pat Nixon-Youman (68 yards) vs. Indiana, 10/23/2010 &

Jonathan Brown (66 yards) vs. Indiana, 10/23/2010

Defensive extra point:

Kevin Mitchell (75 yards) at Ohio State, 11/5/2005

Fumble recovery for TD:

Tavon Wilson (66 yards) at Indiana, 10/8/2011

Scored on a safety:

vs. Indiana (blocked punt covered in end zone by IU), 10/23/2010

Total Offense/All-Purpose

500 yds. total offense:

503, Juice Williams vs. Minnesota, 10/11/2008

400 yds. total offense:

426, Nathan Scheelhaase vs. NU, 10/1/2011

300-100 (passing-rushing):

431 (310-121), Juice Williams at Michigan, 10/4/2008

300 all-purpose yards:

328, A.J. Jenkins vs. N'western, 10/1/2011

200 all-purpose yards:

328, A.J. Jenkins vs. N'western, 10/1/2011

Special Teams

5 field goals:

Doug Higgins vs. Michigan State, 10/20/1990

4 field goals:

Derek Dimke (4) at Penn State, 10/9/2010

3 field goals:

Derek Dimke (3) vs. Western Michigan, 9/24/2011

2 field goals:

Derek Dimke (2) vs. UCLA, 12/31/2011

Made 50+ yard field goal:

Derek Dimke (50) at Penn State, 10/9/2010

Blocked a Punt:

Martez Wilson & Nate Bussey vs. Indiana, 10/23/2010

Blocked Punt for a Touchdown:

Vontae Davis (2 yards) vs. Missouri, 9/1/2007

Blocked Two Field Goals:

Terrell Washington vs. NIU, 9/8/2001

Blocked a Field Goal:

Derek Walker at Michigan, 10/4/2008

Blocked a PAT:

Clay Nurse at Fresno State, 12/3/2010

Punt return for TD:

E.B. Halsey (41 yards) vs. Purdue, 10/4/2003

Kickoff return for TD:

A.J. Jenkins (96 yards) vs. Indiana, 10/18/2008

Blocked FG returned for TD:

Travis Williams (66 yards) vs. Illinois St., 9/6/2003

Two-point conversion:

Nathan Scheelhaase pass to Spencer Harris vs. NU, 10/1/2011

An Opposing Player had ...

200 yards rushing:

224, Montee Ball, Wisconsin, 11/19/2011

150 yards rushing:

167, MarQueis Gray, Minnesota, 11/26/2011

2 rushers with 100 yds:

Stephon Green (120) & Evan Royster (105), Penn St., 10/3/2009

400 yards passing:

408, Scott Rislav, San Jose State, 9/21/2002

300 yards passing:

306, Alex Carder, Western Michigan, 9/24/2011

50+ yard rushing play:

80, Mike Trumpy, Northwestern, 11/20/2010

Two 40+ TD runs in one quarter:

LeRoy Collins (40, 63 in 4th), Louisville, 9/19/1998

80+ yard pass play:

80, Penn State (Rob Bolden to Derek Moye), 10/9/2010

70+ yard pass play:

78, Fresno State (Ryan Colburn to Jalen Saunders), 12/3/2010

50+ yard pass play:

65, Arkansas State (Ryan Aplin to Dwayne Frampton), 9/3/2011

200 yds. in receptions:

246, Roy Roundtree, Michigan, 11/6/2010

150 yds. in receptions:

246, Roy Roundtree, Michigan, 11/6/2010

100 yds. in receptions:

132, Jordan White, WMU, 9/24/2011

4 Field Goals:

Dan Conroy, Michigan State, 10/16/2010

Three 50+ yard field goals:

Tim Douglas (51, 58, 51), Iowa 9/26/1998

Punt return for TD:

Jeremy Maclin (66 yards), Missouri, 9/2/2007

Kickoff return for TD:

Shane Wynn (99 yards), Indiana, 10/8/2011

Interception return for TD:

Dan Fortner (45 yards), Michigan State, 10/10/2009

Blocked Punt for a TD:

Ben Kuznia (3 yards), Minnesota, 11/7/2009

Fumble recovery for TD:

Simoni Lawrence (9 yards), Minnesota, 10/11/2008

Scored on a Safety:

Amos Draper, Arkansas State, 9/3/2011

An Illinois Team Had ...

80 points:

87 vs. Illinois Wesleyan (87-3), 10/5/1912

70 points:

79 vs. Illinois State (79-6), 9/16/1944

60 points:

65 at Michigan (65-67), 11/6/2010

50 points:

56 vs. South Dakota State (56-3), 9/10/2011

40 points:

41 at Indiana (41-20), 10/8/2011

30 points:

41 at Indiana (41-20), 10/8/2011

0 points:

at Ohio State (0-30), 9/26/2009

0 points in 1st half:

at Minnesota (0-17), 11/26/2011

0 points in 2nd half:

vs. Wisconsin (17-28), 11/19/2011

Did Not Score a Touchdown:

at Michigan State (6-26), 10/16/2010

400 rushing yards:

519 vs. Northwestern, 11/20/2010

300 rushing yards:

308 at Indiana, 10/8/2011

200 rushing yards:

308 at Indiana, 10/8/2011

Less Than 100 rushing yards:

82 at Minnesota, 11/26/2011

Negative yards net rushing:

-27 vs. Arizona, 9/



TIM BECKMAN

HEAD FOOTBALL COACH

UNIVERSITY OF ILLINOIS, '88

FIRST SEASON



Tim Beckman was named the 23rd head football coach at the University of Illinois by director of athletics Mike Thomas on Dec. 9, 2011. Beckman came to Illinois after three years as head coach at Toledo, where he led the Rockets to two bowl appearances and a Mid-American Conference West Division co-championship.

Beckman engineered an impressive turnaround at Toledo in his three years at the helm after inheriting a team that went 3-9 in 2008. The Rockets improved to 5-7 in 2009 before going 8-5 with a 7-1 record in the MAC and a berth in the Little Caesars Pizza Bowl in 2010. Toledo posted an 8-4 record in 2011, including another 7-1 MAC record, a share of the MAC West Division title and a berth in the Military Bowl. In the last two seasons, Beckman compiled a 14-2 record in MAC games, second best in the conference over that span.

He has learned under some of the finest coaches in America, including Pat Dye, Urban Meyer, Mike Gundy and Jim Tressel. When he guided the Rockets to an 8-4 regular-season record and a bowl appearance in 2010, it was UT's first bowl since 2005. In addition, his last two recruiting classes at Toledo have been widely praised, earning a No. 1 ranking among MAC teams by Rivals.com in both seasons after landing two of the three four-star prospects signed by conference schools.

Beckman sent a pair of Toledo players to the NFL in defensive back Barry Church and receiver Stephen Williams in 2010. Three players earned first-team All-MAC honors in 2011, including Eric Page, who earned first-team honors as a receiver, kick returner and punt returner.

Before accepting Toledo's head coaching position, Beckman had 21 years of experience as an assistant coach. He served as the defensive coordinator at Oklahoma State (2007-08), the cornerbacks coach at Ohio State (2005-06), the defensive coordinator/assistant head coach at Bowling Green (1998-2004), the defensive coordinator at Elon (1996-97), the secondary

coach/recruiting coordinator at Western Carolina (1990-95) and a graduate assistant at Auburn (1988-89).

Beckman's two seasons as the defensive coordinator at Oklahoma State were successful, as the Cowboys posted a 16-10 record, including a 9-4 mark in 2008 and an appearance in the Holiday Bowl. In 2007, the Cowboys went 7-6, including a win over Indiana in the Insight Bowl.

At Ohio State, Beckman mentored the Buckeye cornerbacks. During his stay at Ohio State, the Buckeyes were 22-3 and played in two BCS bowl games. Along the way, he coached six All-Big Ten defensive backs and five future NFL players. His final game as a coach with Ohio State was the 2007 BCS National Championship Game against Florida, where Beckman faced his former boss from his days at Bowling Green, Urban Meyer.

At Bowling Green, Beckman was a three-time nominee for the Frank Broyles Award, presented annually to the nation's top assistant coach. He was a finalist for the Broyles Award in 2001, and *College Football News* named him one of the country's top defensive coordinators. During his stay at Bowling Green, the Falcons won two bowl games, a MAC East division title and finished ranked in the national polls in 2003.

Beckman began his coaching career in 1988 as a graduate assistant at Auburn, where he earned his master's degree in education. His first full-time coaching job came at Western Carolina, where he coached the secondary and served as recruiting coordinator from 1990-95. Beckman then served as the defensive coordinator and recruiting coordinator at Elon College from 1996-97 before moving on to Bowling Green.

THE BECKMAN FILE

BECKMAN'S COACHING EXPERIENCE

2012-	Illinois (Head Coach)
2009-11	Toledo (Head Coach)
2007-08	Oklahoma State (Defensive Coordinator)
2005-06	Ohio State (Cornerbacks)
1998-04	Bowling Green (Defensive Coordinator/Assistant Head Coach)
1996-97	Elon (Defensive Coordinator/Recruiting Coordinator)
1990-95	Western Carolina (Secondary/Recruiting Coordinator)
1988-89	Auburn (Graduate Assistant)

TIM BECKMAN'S HEAD COACHING RECORD

YEAR	SCHOOL	OVERALL	CONF.	CONF. FINISH	BOWL	FINAL POLLS
2009	Toledo	5-7	3-5	4th (West)	---	NR/NR
2010	Toledo	8-5	7-1	2nd (West)	Little Caesars	NR/NR
2011	Toledo	8-4	7-1	T-1st (West)	Military*	NR/NR
2012	Illinois	1-0	0-0			
AT ILLINOIS	1st Year	1-0	0-0			
TOTAL	4th Year	22-16	17-7	-	2 BOWLS	

Polls listed as AP/Coaches

**Led Rockets to Military Bowl berth but did not coach game*

Beckman started his collegiate playing career at Kentucky but transferred to Findlay and excelled under Hall of Fame head coach Dick Strahm. A 1988 graduate of Findlay, Beckman majored in physical education and lettered in 1984 and 1985 on Oiler teams that qualified for the NAIA playoffs both seasons. Prior to that, he attended Forest Park High School in Beaumont, Texas, for two years before completing high school at Berea (Ohio) High School near Cleveland.

The son of longtime college and NFL coach Dave Beckman, Tim is a native of Berea, Ohio. He and his wife, Kim, also a Findlay graduate, have three children: Tyler, Lindsay and Alex. Tyler is a junior linebacker at the University of Findlay, while Lindsay is a sophomore at Oklahoma State. Alex is a freshman quarterback at Urbana High School.

BECKMAN'S RECORD VS. OPPONENTS

Arizona	0-1	.000	Northwestern	0-0	
Arizona State	0-0		Ohio	1-0	1.000
Ball State	3-0	1.000	Ohio State	0-2	.000
Boise State	0-2	.000	Penn State	0-0	
Bowling Green	2-1	.667	Purdue	1-1	.500
Central Michigan	2-1	.667	Syracuse	0-1	.000
Charleston Southern	0-0		Temple	1-1	.500
Colorado	1-0	1.000	Western Michigan	3-1	.750
Eastern Michigan	3-0	1.000	Wisconsin	0-0	
Florida International	1-1	.500	Wyoming	0-1	.000
Indiana	0-0		Total	22-16	.579
Kent State	1-0	1.000			
Louisiana Tech	0-0				
Miami (OH)	1-1	.500			
Michigan	0-0				
Minnesota	0-0				
New Hampshire	1-0	1.000			
Northern Illinois	1-2	.333			

THE BECKMAN FILE

HOMETOWN

Berea, Ohio

BIRTHDATE

Jan. 19, 1965

FAMILY

Wife: Kim

Sons: Tyler and Alex

Daughter: Lindsay

EDUCATION

Bachelor's degree, physical education –
University of Findlay, 1988

Master's degree, education - Auburn University,
1994

PLAYING EXPERIENCE

University of Kentucky, 1983

University of Findlay, 1984-87

BOWL GAMES

2010 Little Caesars Pizza Bowl

2007 Insight Bowl

2006 BCS National Championship Game

2005 Fiesta Bowl

2004 GMAC Bowl

2003 Motor City Bowl

1989 Hall of Fame

1988 Sugar Bowl

BECKMAN YEAR-BY-YEAR

2012 // University of Illinois (1-0, 0-0 Big Ten)

Sept. 1	Western Michigan	W	24-7
Sept. 8	@ Arizona State		
Sept. 15	Charleston Southern		
Sept. 22	Louisiana Tech		
Sept. 29	Penn State		
Oct. 6	@ Wisconsin		
Oct. 13	@ Michigan		
Oct. 27	Indiana (Homecoming)		
Nov. 3	@ Ohio State		
Nov. 10	Minnesota		
Nov. 17	Purdue		
Nov. 24	@Northwestern		

2011 // University of Toledo (8-4, 7-1 MAC West co-champs)

Sept. 1	New Hampshire	W	58-22
Sept. 10	at 15/15 Ohio State	L	22-27
Sept. 16	4/4 Boise State	L	15-40
Sept. 24	at Syracuse	L (OT)	30-33
Oct. 1	at Temple	W	36-13
Oct. 8	Eastern Michigan	W	54-16
Oct. 15	at Bowling Green	W	28-21
Oct. 22	Miami (OH)	W	49-28
Nov. 1	Northern Illinois	L	60-63
Nov. 8	Western Michigan	W	66-63
Nov. 18	at Central Michigan	W	44-17
Nov. 25	at Ball State	W	45-28
Dec. 28	vs. Air Force*	W	42-41

* Beckman did not coach Toledo in Military Bowl

2010 // University of Toledo (8-5, 7-1 MAC)

Sept. 3	Arizona	L	2-41
Sept. 11	at Ohio	W	20-13
Sept. 18	at Western Michigan	W	37-24
Sept. 25	at Purdue	W	31-20
Oct. 2	Wyoming	L	15-20
Oct. 9	at 4/4 Boise State	L	14-57
Oct. 16	Kent State	W	34-21
Oct. 23	Ball State	W	31-24
Oct. 30	at Eastern Michigan	W	42-7
Nov. 9	at Northern Illinois	L	30-65
Nov. 17	Bowling Green	W	33-14
Nov. 26	Central Michigan	W	42-31
Dec. 26	Florida International*	L	32-34

* Little Caesar's Bowl, Detroit, Mich.

2009 // University of Toledo (5-7, 3-5 MAC)

Sept. 5	at Purdue	L	36-52
Sept. 11	Colorado	W	54-38
Sept. 19	vs. 11/11 Ohio State (Cleveland)	L	0-38
Sept. 26	at Florida International	W	41-31
Oct. 3	at Ball State	W	37-30
Oct. 10	Western Michigan	L	26-58
Oct. 17	Northern Illinois	W	20-19
Oct. 24	Temple	L	24-40
Oct. 31	at Miami (OH)	L	24-31
Nov. 11	at Central Michigan	L	28-56
Nov. 20	Eastern Michigan	W	47-21
Nov. 27	at Bowling Green	L	24-38

30 HOUSTON BATES

LB, 6-3, 240, SO.
COVINGTON, LA. / ST. PAUL'S

2012: Recorded five tackles and forced one fumble, the first of his career, in win over Western Michigan.

Complete bio information can be found in the 2012 Record Book or at <http://www.fightingillini.com>.

CAREER HIGHS
Tackles: 7 vs. Indiana, 10/8/11
Solos: 7 vs. Indiana, 10/8/11
TFL: 2 vs. Arkansas State, 9/3/11
Sacks: 1 vs. Arkansas State, 9/3/11
QBH: 1 vs. Arizona State, 9/17/11
FF: 1 vs. WMU, 9/1/12

DEFENSIVE STATISTICS

YEAR	G	ST	AT	TOT	TFL-YDS	QBS-YDS	INT-YDS	PBU	QBH	FF-FR
2011	13	13	10	23	2.0-7	1.0-6	0-0	0	1	0-1
2012	1	2	3	5	0-0	0-0	0-0	0	0	1-0
TOTAL	14	15	13	28	2.0-7	1.0-6	0-0	0	1	1-1

BATES GAME-BY-GAME

2012	UA	AS	TOT	TFL-YDS	QBS-YDS	INT-YDS	PBU	QBH	FF-FR
WMU	2	3	5	0-0	0-0	0-0	0	0	1-0
@ASU									
CSU									
LT									
PSU									
@WIS									
@MICH									
IND									
@OSU									
MINN									
PUR									
@NW									

2011	UA	AS	TOT	TFL-YDS	QBS-YDS	INT-YD	PBU	FF-FR
ARK ST	4	1	5	2.0-7	1.0-6	0	0	0-1
SDSU	1	1	2	0-0	0-0	0	0	0-0
ASU	0	0	0	0-0	0-0	0	0	0-0
WMU	0	1	1	0-0	0-0	0	0	0-0
NU	1	0	1	0-0	0-0	0	0	0-0
IND	7	0	7	0-0	0-0	0	0	0-0
OSU	0	2	0	0-0	0-0	0	0	0-0
PUR	1	0	1	0-0	0-0	0	0	0-0
PSU	0	1	1	0-0	0-0	0	0	0-0
MICH	0	1	1	0-0	0-0	0	0	0-0
WIS	0	1	1	0-0	0-0	0	0	0-0
MINN	0	0	0	0-0	0-0	0	0	0-0
UCLA*	0	0	0	0-0	0-0	0	0	0-0

*Kraft Fight Hunger Bowl

41 ZACH BECKER

FB/TE, 6-3, 250, SR.
HOMER, ILL. / ST. JOSEPH-OGDEN

2012: Played in season opener against Western Michigan and recorded one special teams tackle.

Complete bio information can be found in the 2012 Record Book or at <http://www.fightingillini.com>.

CAREER HIGHS
Receptions: 1, twice (last vs. Indiana, 10/23/10)
Receiving Yards: 7 vs. Indiana, 10/23/10
Receiving Touchdowns: 1 at Wisconsin, 10/25/08
Long Reception: 7 vs. Indiana, 10/23/10
Kickoff Returns: 3 vs. Illinois State, 9/12/09
Kickoff Return Yards: 31 vs. Illinois State, 9/12/09
Long Return: 19 vs. Northwestern, 11/14/09
Special Teams Tackles: 2, twice (last at Cincinnati, 11/27/09)

RECEIVING STATISTICS

YEAR	G	NO	YDS	AVG	YPG	TD	LG
2008	11	1	2	2.0	0.2	1	2
2009	12	0	0	0.0	0.0	0	--
2010	3	1	7	7.0	2.3	0	7
2011	2	0	0	0.0	0.0	0	--
2012	1	0	0	0.0	0.0	0	--
TOTAL	29	2	9	4.5	0.3	1	7

KICK RETURN STATISTICS

YEAR	NO	YDS	AVG	TD	LG
2009	4	50	12.5	0	19
2010	0	0	0.0	0	-
2011	0	0	0.0	0	-
2012	0	0	0.0	0	-
TOTAL	4	50	12.5	0	19

BECKER GAME-BY-GAME (RUSHING/RECEIVING)

2012	CAR-YDS	TD	LG	REC-YDS	TD	LG
WMU	0-0	0	-	0-0	0	-
@ASU						
CSU						
LT						
PSU						
@WIS						
@MICH						
IND						
@OSU						
MINN						
PUR						
@NW						

2011	CAR-YDS	TD	LG	REC-YDS	TD	LG
ARK ST	0-0	0	-	0-0	0	-
SDSU	0-0	0	-	0-0	0	-
ASU			DNP - Injured			
WMU			DNP - Injured			
NU			DNP - Injured			
IND			DNP - Injured			
OSU			DNP - Injured			
PUR			DNP - Injured			
PSU			DNP - Injured			
MICH			DNP - Injured			
WIS			DNP - Injured			
MINN			DNP - Injured			
UCLA*			DNP - Injured			

*Kraft Fight Hunger Bowl

2010	CAR-YDS	TD	LG	REC-YDS	TD	LG
MU			DNP - Injured			
SIU			DNP - Injured			
NIU			DNP - Injured			
OSU			DNP - Injured			
@PSU			DNP - Injured			
@MSU	0-0	0	0	0-0	0	0
IND	0-0	0	0	1-7	0	7
PUR	0-0	0	0	0-0	0	0
@MICH			DNP - Injured			
MINN			DNP - Injured			
NW			DNP - Injured			
@FS			DNP - Injured			
BU*			DNP - Injured			

*Texas Bowl

2009	CAR-YDS	TD	LG	REC-YDS	TD	LG
MU	0-0	0	--	0-0	0	--
ISU	0-0	0	--	0-0	0	--
@OSU	0-0	0	--	0-0	0	--
PSU	0-0	0	--	0-0	0	--
MSU	0-0	0	--	0-0	0	--
@IND	0-0	0	--	0-0	0	--
@PUR	0-0	0	--	0-0	0	--
MICH	0-0	0	--	0-0	0	--
@MINN	0-0	0	--	0-0	0	--
NW	0-0	0	--	0-0	0	--
@CIN	0-0	0	--	0-0	0	--
FS	0-0	0	--	0-0	0	--

2008	CAR-YDS	TD	LG	REC-YDS	TD	LG
EIU	0-0	0	--	0-0	0	--
ULL	0-0	0	--	0-0	0	--
@PSU	0-0	0	--	0-0	0	--
@MICH	0-0	0	--	0-0	0	--
MINN	0-0	0	--	0-0	0	--
IND	0-0	0	--	0-0	0	--
@WIS	0-0	0	--	1-2	1	2
IOWA	0-0	0	--	0-0	0	--
@WMU	0-0	0	--	0-0	0	--
OSU	0-0	0	--	0-0	0	--
@NW	0-0	0	--	0-0	0	--

2 V'ANGELO BENTLEY

DB, 5-10, 180, FR.
CLEVELAND, OHIO / GLENVILLE

2012: Made Illini debut but recorded no stats in season-opening win over Western Michigan.

Complete bio information can be found in the 2012 Record Book or at <http://www.fightingillini.com>.

CAREER HIGHS
Tackles: -
Solos: -
TFL: -
Interception: -
Interception Return Yards: -
Touchdown: -
PBU: -

DEFENSIVE STATISTICS

YEAR	G	ST	AT	TOT	TFL-YDS	QBS-YDS	INT-YDS	PBU	QBH	FF-FR
2012	1	0	0	0	0-0	0-0	0-0	0	0	0-0

BENTLEY GAME-BY-GAME

2012	UA	AS	TOT	TFL-YDS	QBS-YDS	INT-YDS	PBU	QBH	FF-FR
WMU	0	0	0	0-0	0-0	0-0	0	0	0-0
@ASU									
CSU									
LT									
PSU									
@WIS									
@MICH									
IND									
@OSU									
MINN									
PUR									
@NW									

45 JONATHAN BROWN

LB, 6-1, 235, JR.
MEMPHIS, TENN. / CHRISTIAN BROTHERS

- Bronko Nagurski Trophy Preseason Watch List
- Bednarik Award Preseason Watch List
- Rotary Lombardi Award Preseason Watch List
- Lott IMPACT Trophy Preseason Watch List
- Butkus Award Preseason Watch List
- Phil Steele Preseason All-American (Fourth Team)
- Phil Steele Preseason All-Big Ten (First Team)

2012: Recorded six tackles, had a half a sack, a PBU and forced and recovered a fumble in season-opening win over Western Michigan.

Complete bio information can be found in the 2012 Record Book or at <http://www.fightingillini.com>.

CAREER HIGHS
Tackles: 17 vs. Ohio State, 10/15/11
Solos: 9 vs. Minnesota, 11/26/11
QB Sack: 1.5, twice (last vs. Ohio State, 10/15/11)
TFL: 4.0 vs. Wisconsin, 11/19/11
INT: 1, twice (last vs. Arizona State, 9/17/11)
INT Return Yards: 66 vs. Indiana, 10/23/10
Touchdown: 1 vs. Indiana, 10/23/10
Forced Fumble: 1, 3x (last vs. Western Michigan, 9/1/12)
Fumble Recoveries: 1, twice (last vs. Western Michigan, 9/1/12)
PBU: 2 at Penn State (10/29/11)

DEFENSIVE STATISTICS

YEAR	G	ST	AT	TOT	TFL-YDS	QBS-YDS	INT-YDS	PBU	QBH	FF-FR
2010	12	17	14	31	1.5-5	0.5-4	1-66	0	0	1-0
2011	12	46	62	108	19.5-63	6.0-19	1-0	4	3	1-2
2012	1	3	3	6	0.5-4	0.5-4	0-0	1	0	1-1
TOTAL	25	66	79	145	21.5-72	7.0-36	2-66	5	3	3-3

BROWN GAME-BY-GAME

2012	UA	AS	TOT	TFL-YDS	QBS-YDS	INT-YDS	PBU	QBH	FF-FR
WMU	3	3	6	0.5-4	0.5-4	0-0	1	0	1-1
@ASU									
CSU									
LT									
PSU									
@WIS									
@MICH									
IND									
@OSU									
MINN									
PUR									
@NW									

2011	UA	AS	TOT	TFL-YDS	QBS-YDS	INT-YD	PBU	FF-FR
ARK ST	2	4	6	1.0-4	0-0	0-0	0	0-0
SDSU	1	1	2	0-0	0-0	0-0	1	0-0
ASU	3	4	7	3.5-12	1.5-5	1-0	1	0-0
WMU	2	2	4	0-0	0-0	0-0	0	0-0
NU	3	8	11	1.5-6	0.5-0	0-0	0	0-0
IND				DNP - Suspended				
OSU	8	9	17	2.5-12	1.5-11	0-0	0	0-0
PUR	5	6	11	0.5-1	0-0	0-0	0	0-0
PSU	3	8	11	2.5-7	1.0-5	0-0	2	1-1
MICH	2	7	9	3.0-8	0-0	0-0	0	0-0
WIS	5	5	10	4.0-13	1.0-3	0-0	0	0-1
MINN	9	5	14	0.5-0	0.5-0	0-0	0	0-0
UCLA*	3	3	6	0.5-0	0-0	0-0	0	0-0

*Kraft Fight Hunger Bowl

2010	UA	AS	TOT	TFL-YD	QBS	INT-YD	PBU	FF-FR
MU				DNP				
SIU	3	2	5	0-0	0-0	0-0	0	0-0
NIU	0	0	0	0-0	0-0	0-0	0	0-0
OSU	0	2	2	0-0	0-0	0-0	0	0-0
@PSU	0	0	0	0-0	0-0	0-0	0	0-0
@MSU	1	2	3	0-0	0-0	0-0	0	0-0
IND	3	0	3	0-0	0-0	1-66	0	0-0
PUR	5	3	8	1-1	0-0	0-0	0	0-0

@MICH	1	0	1	0-0	0-0	0-0	0	0-0
MINN	0	1	1	0-0	0-0	0-0	0	0-0
NW	0	1	1	0-0	0-0	0-0	0	0-0
@FS	2	0	2	0-0	0-0	0-0	0	0-0
BU*	2	3	5	0.5-4	0.5-4	0-0	0	1-0
*Texas Bowl								

99 MICHAEL BUCHANAN

DL, 6-6, 240, SR.

HOMEWOOD, ILL. / HOMEWOOD-FLOSSMOOR

- Bronko Nagurski Trophy Preseason Watch List
- Ted Hendricks Award Preseason Watch List
- Bednarik Award Preseason Watch List
- Rotary Lombardi Award Preseason Watch List
- Phil Steele Preseason All-Big Ten (Second Team)

2012: Made first career interception and added two TFLs, one sack, two QB hurries and one PBU in season-opening win over Western Michigan.

Complete bio information can be found in the 2012 Record Book or at <http://www.fightingillini.com>.

CAREER HIGHS

Tackles: 10 vs. Northwestern, 10/1/11
Solos: 6 vs. Northwestern, 10/1/11
TFL: 3 vs. Northwestern, 10/1/11
QB Sack: 1.5 vs. Arizona State, 9/17/11
QB Hurries: 3 vs Western Michigan, 9/24/11
PBU: 1, 5x (last vs. Western Michigan, 9/1/12)
Fumble Recovery: 1, 3x (last vs. UCLA, 12/31/11)
Interceptions: 1 vs. Western Michigan, 9/1/12

DEFENSIVE STATISTICS

YEAR	G	ST	AT	TOT	TFL-YDS	QBS-YDS	INT-YDS	PBU	QBH	FF-FR
2009	10	0	0	0	0-0	0-0	0-0	1	1	0-0
2010	11	18	22	40	5.5-22	2.0-14	0-0	2	2	0-1
2011	13	27	37	64	13.5-72	7.5-40	0-0	1	4	1-1
2012	1	2	0	2	2.0-11	1.0-10	1-0	1	2	0-0
TOTAL	35	47	59	106	21.0-105	10.5-64	1-0	5	9	1-2

BUCHANAN GAME-BY-GAME

2012	UA	AS	TOT	TFL-YDS	QBS-YDS	INT-YDS	PBU	QBH	FF-FR
WMU	2	0	2	2.0-11	1.0-10	1-0	1	2	0-0
@ASU									
CSU									
LT									
PSU									
@WIS									
@MICH									
IND									
@OSU									
MINN									
PUR									
@NW									

2011	UA	AS	TOT	TFL-YDS	QBS-YDS	INT-YDS	QBH	FF-FR
ARK ST	1	3	4	0-0	0-0	0-0	0	0-0
SDSU	1	1	2	1-10	1.0-10	0-0	0	0-0
ASU	7	3	10	1.5-5	1.5-5	0-0	1	0-0
WMU	3	2	5	1.5-7	1.0-7	0-0	3	1-0
NU	6	4	10	3.0-6	1.0-2	0-0	0	0-0
IND	1	1	2	0-0	0-0	0-0	0	0-0
OSU	0	8	8	1.5-6	0.5-2	0-0	0	0-0
PUR	3	1	4	1.0-3	0-0	0-0	0	0-0
PSU	3	4	7	1.0-7	1.0-7	0-0	0	0-0
MICH	0	5	5	0.5-2	0-0	0-0	0	0-0
WIS	2	2	4	1.0-19	0-0	0-0	0	0-0
MINN	3	2	5	0.5-1	0.5-1	0-0	0	0-0
UCLA*	2	2	4	1.0-6	1.0-6	0-0	0	0-1
*Kraft Fight Hunger Bowl								

2010	UA	AS	TOT	TFL-YD	QBS-YD	QBH	FF-FR
MU	0	3	3		0-0	0	0-0
SIU				DNP			
NIU				DNP			
OSU	3	4	7	0.5-0	0-0	0	0-0
@PSU	0	1	1	0-0	0-0	0	0-0
@MSU	3	0	3	1-7	1-7	0	0-0
IND	1	2	3	0-0	0-0	0	0-0
PUR	1	2	3	0-0	0-0	0	0-0
@MICH	4	1	5	0.5-4	0.5-4	0	0-0
MINN	1	3	4	0-0	0-0	1	0-0
NW	1	1	2	0-0	0-0	0	0-1
@FS	2	2	4	2-6	0-0	0	0-0
BU*	2	3	5	1.5-5	0.5-3	1	0-0
*Texas Bowl							

2009	UA	AS	TOT	TFL-YD	QBS-YD	QBH	FF-FR
MU	0	0	0	0-0	0-0	0	0-0
ISU	0	0	0	0-0	0-0	1	0-0
PSU	0	0	0	0-0	0-0	0	0-0

MSU	0	0	0	0-0	0-0	0	0-0
@IND	0	0	0	0-0	0-0	0	0-0
@PUR	0	0	0	0-0	0-0	0	0-0
MICH	0	0	0	0-0	0-0	0	0-0
@MINN	0	0	0	0-0	0-0	0	0-0
NW	0	0	0	0-0	0-0	0	0-0
@CIN	0	0	0	0-0	0-0	0	0-0

6 DARRIUS CALDWELL

DL, 6-5, 230, r-FR.

ATLANTA, GA. / MAYS

2012: Made Illini debut but did not record any stats in season-opening win over Western Michigan.

Complete bio information can be found in the 2012 Record Book or at <http://www.fightingillini.com>.

CAREER HIGHS

Tackles: -
Solos: -
TFL: -
QB Sack: -
QB Hurries: -
PBU: -
Fumble Recovery: -

DEFENSIVE STATISTICS

YEAR	G	ST	AT	TOT	TFL-YDS	QBS-YDS	INT-YDS	PBU	QBH	FF-FR
2012	1	0	0	0	0-0	0-0	0-0	0	0	0-0

CALDWELL GAME-BY-GAME

2012	UA	AS	TOT	TFL-YDS	QBS-YDS	INT-YDS	PBU	QBH	FF-FR
WMU	0	0	0	0-0	0-0	0-0	0	0	0-0
@ASU									
CSU									
LT									
PSU									
@WIS									
@MICH									
IND									
@OSU									
MINN									
PUR									
@NW									

42 RALPH COOPER

LB, 6-1, 230, SO.

WINNSBORO, S.C. / FAIRFIELD CENTRAL

2012: Did not play in season-opener against Western Michigan.

Complete bio information can be found in the 2012 Record Book or at <http://www.fightingillini.com>.

CAREER HIGHS

Tackles: 2 vs. South Dakota State (9/10/11)
TFL: 0.5 vs. South Dakota State (9/10/11)

DEFENSIVE STATISTICS

YEAR	G	ST	AT	TOT	TFL-YDS	QBS-YDS	INT-YDS	PBU	QBH	FF-FR
2011	3	1	2	3	0.5-1	0-0	0-0	0	0	0-0
2012	0	0	0	0	0-0	0-0	0-0	0	0	0-0
TOTAL	3	1	2	3	0.5-1	0-0	0-0	0	0	0-0

COOPER GAME-BY-GAME

2012	UA	AS	TOT	TFL-YDS	QBS-YDS	INT-YDS	PBU	QBH	FF-FR
WMU					DNP				
@ASU									
CSU									
LT									
PSU									
@WIS									
@MICH									
IND									
@OSU									
MINN									
PUR									
@NW									

2011	UA	AS	TOT	TFL-YDS	INT-YDS	PBU	FF-FR
ARK ST				DNP			
SDSU	0	2	2	0.5-1	0-0	0	0-0
ASU				DNP			
WMU				DNP			
NU				DNP			
IND	1	0	1	0-0	0-0	0	0-0
OSU				DNP			
PUR				DNP			
PSU				DNP			

MICH				DNP			
WIS				DNP			
MINN				DNP			
UCLA*	0	0	0	0-0	0-0	0	0-0
*Kraft Fight Hunger Bowl							

68 SIMON CVIJANOVIC

OL, 6-5, 295, SO.

CLEVELAND, OHIO / BENEDICTINE

2012: Did not play in season-opener against Western Michigan.

Complete bio information can be found in the 2012 Record Book or at <http://www.fightingillini.com>.

3 JON DAVIS

TE, 6-3, 240, SO.

LOUISVILLE, KY. / MIDDLETON EASTERN

2012: Rushed for a career-high 54 yards on six carries in season-opening win over Western Michignan.

Complete bio information can be found in the 2012 Record Book or at <http://www.fightingillini.com>.

CAREER HIGHS

Receptions: 5 vs. Wisconsin, 11/19/11
Receiving Yards: 53 vs. Wisconsin, 11/19/11
Long Reception: 18 vs. Wisconsin, 11/19/11
Carries: 6 vs. Western Michigan, 9/1/12
Rushing Yards: 54 vs. Western Michigan, 9/1/12
Long Run: 17 vs. Western Michigan, 9/1/12

RECEIVING STATISTICS

YEAR	G	NO	YDS	AVG	YPG	TD	LG
2011	13	22	187	8.5	14.4	1	18
2012	1	0	0	0.0	0.0	0	-
TOTAL	14	22	187	8.5	13.4	1	18

RUSHING STATISTICS

YEAR	G	ATT	YDS	AVG	YPG	TD	LG
2011	13	0	0	0.0	0.0	0	-
2012	1	6	54	9.0	54.0	0	17
TOTAL	14	6	54	9.0	3.9	0	17

DAVIS GAME-BY-GAME (RUSHING/RECEIVING)

2012	CAR-YDS	TD	LG	REC-YDS	TD	LG
WMU	6-54	0	17	0-0	0	0
@ASU						
CSU						
LT						
PSU						
@WIS						
@MICH						
IND						
@OSU						
MINN						
PUR						
@NW						

2011 (REC)	REC	YDS	TD	LG
ARK ST	0	0	0	--
SDSU	1	5	0	5
ASU	0	0	0	--
WMU	1	9	0	9
NU	0	0	0	0
IND	1	3	1	3
OSU	3	37	0	17
PUR	4	28	0	9
PSU	1	16	0	16
MICH	4	28	0	11
WIS	5	53	0	18
MINN	1	8	0	8
UCLA*	1	0	0	0
*Kraft Fight Hunger Bowl				

17 TOMMY DAVIS

DB, 5-11, 205, SR.

EAST ST. LOUIS, ILL. / ALTHOFF CATHOLIC / N. ILLINOIS

- Paul Hornung Award Preseason Watch List

2012: Made his Illini debut during the season-opening win over Western Michigan, making one tackle and handling punt return duties.

Complete bio information can be found in the 2012 Record Book or at <http://www.fightingillini.com>.

CAREER HIGHS (2009-11 at NIU, 2012 at Illinois)

Tackles: 10 at Illinois, 9/18/10
Long Kickoff Return: 86 vs. Eastern Michigan, 11/5/09
Long Punt Return: 52 at Ball State, 11/20/10
Touchdowns: 1, twice (last vs. Toledo 11/9/10)
Interceptions: 1, vs. North Dakota, 9/11/10)

CAREER DEFENSIVE STATISTICS (2009-11 at NIU)

YEAR	G	ST	AT	TOT	TFL-YDS	QBS-YDS	INT-YDS	PBU	QBH	FF-FR
2009	13	5	3	8	0-0	0-0	0-0	0	-	0-0
2010	14	47	26	73	0.5-1	0-0	1-0	1	-	0-4
2011	14	17	21	38	0.5-2	0-0	0-0	0	-	0-0
2012	1	0	1	1	0-0	0-0	0-0	0	0	0-0
TOTAL	42	69	51	120	1-3	0-0	1-0	1	0	0-4

CAREER PUNT RETURN STATISTICS (2009-11 at NIU)

YEAR	NO	YDS	AVG	TD	LG
2009	17	136	8.0	0	42
2010	18	142	7.9	0	52
2011	9	53	5.9	0	26
2012	1	1	1.0	0	1
TOTAL	45	332	7.3	0	52

CAREER KICK RETURN STATISTICS (2009-11 at NIU)

YEAR	NO	YDS	AVG	TD	LG
2009	29	700	24.1	1	86
2010	23	553	24.0	1	83
2011	9	145	16.1	0	27
2012	0	0	0.0	0	-
TOTAL	61	1398	22.9	2	86

DAVIS DEFENSIVE GAME-BY-GAME

2012	UA	AS	TOT	TFL-YDS	QBS-YDS	INT-YDS	PBU	QBH	FF-FR
WMU	0	1	1	0-0	0-0	0-0	0	0	0-0
@ASU									
CSU									
LT									
PSU									
@WIS									
@MICH									
IND									
@OSU									
MINN									
PUR									
@NW									

GAME-BY-GAME (PUNT RETURN)

2012	NO	YDS	TD	LONG
WMU	1	1	0	1
@ASU				
CSU				
LT				
PSU				
@WIS				
@MICH				
IND				
@OSU				
MINN				
PUR				
@NW				

18 JUSTIN DUVERNOIS

P, 6-1, 190, SO.

PLANTATION, FLA. / ST. THOMAS AQUINAS

2012: Booted a career-long 72-yard punt and punted eight times for 350 total yards, with two over 50 yards and two landing inside the 20 in the win over Western Michigan.

Complete bio information can be found in the 2012 Record Book or at <http://www.fightingillini.com>.

CAREER HIGHS

Punts: 9, twice (last time vs. Michigan, 11/12/11)
Yardage: 374 vs. Michigan, 11/12/11
Average: 43.8 vs. Western Michigan, 9/1/12
Long Punt: 72 vs. Western Michigan, 9/1/12
Inside 20: 4 vs. Purdue, 10/22/11
Touchbacks: 1, 3x (last vs. Western Michigan, 9/1/12)
50+ yard punts: 2, twice (last vs. Western Michigan, 9/1/12)

PUNTING STATISTICS

YEAR	G	NO	YDS	AVG	TB	FC	I20	50+	LG
2011	12	53	2,029	38.3	3	15	17	3	66
2012	1	8	350	43.8	1	1	2	2	72
TOTAL	13	61	2,379	39.0	4	16	19	5	72

DUVERNOIS GAME-BY-GAME PUNTING

2012	NO	YDS	AVG	LG	BK	TB	FC	50+	I20
WMU	8	350	43.8	72	0	1	1	2	2
@ASU									
CSU									

LT
PSU
@WIS
@MICH
IND
@OSU
MINN
PUR
@NW

2011	NO	YDS	AVG	LG	BK	TB	FC	50+	I20
ARK ST	3	113	37.7	40	0	0	1	0	0
SDSU	2	70	35.0	38	0	0	1	0	0
ASU	5	208	41.6	48	0	0	3	0	1
WMU	1	30	30.0	30	0	0	0	0	0
NU	3	117	39.0	47	0	0	0	0	1
IND	6	226	37.7	49	0	1	1	0	3
OSU	6	230	38.3	66	0	1	2	1	3
PUR	8	280	35.0	44	0	0	2	0	4
PSU	9	342	38.0	47	0	1	3	0	3
MICH	9	374	41.6	61	0	0	0	2	1
WIS	1	37	37.0	37	0	0	0	0	1

MINN
UCLA*
*Kraft Fight Hunger Bowl
DNP
DNP

67 JAKE FELDMEYER

OL, 6-4, 295, JR.

CENTERVILLE, OHIO / CENTERVILLE

2012: Did not play in season-opener against Western Michigan.

Complete bio information can be found in the 2012 Record Book or at <http://www.fightingillini.com>.

6 JOSH FERGUSON

RB, 5-10, 185, r-FR.

NAPERVILLE, ILL. / JOLIET CATHOLIC

2012: Made his first-career start and rushed for a career-high 38 yards on 11 carries in win over Western Michigan.

Complete bio information can be found in the 2012 Record Book or at <http://www.fightingillini.com>.

CAREER HIGHS

Carries: 11 vs. Western Michigan, 9/1/12
Rushing Yards: 38 vs. Western Michigan, 9/1/12
Long Run: 13 vs. South Dakota State, 9/10/11
Receptions: 1, 3x (last vs. Western Michigan, 9/1/12)
Long Reception: 10 vs. South Dakota State, 9/10/11

RUSHING STATISTICS

YEAR	G	ATT	YDS	AVG	YPG	TD	LG
2011	3	14	52	3.7	17.3	0	13
2012	1	11	38	3.5	39.0	0	12
TOTAL	4	25	90	3.6	22.5	0	13

RECEIVING STATISTICS

YEAR	G	NO	YDS	AVG	YPG	TD	LG
2011	3	2	14	7.0	4.7	0	10
2012	1	1	5	5.0	5.0	0	5
TOTAL	4	3	19	6.3	4.8	0	10

FERGUSON GAME-BY-GAME (RUSHING/RECEIVING)

2012	CAR-YDS	TD	LG	REC-YDS	TD	LG
WMU	11-38	0	12	1-5	0	5
@ASU						
CSU						
LT						
PSU						
@WIS						
@MICH						
IND						
@OSU						
MINN						
PUR						
@NW						

2011	CAR-YDS	TD	LG	REC-YDS	TD	LG
ARK ST	6-15	0	10	1-4	0	4
SDSU	8-37	0	13	1-10	0	10
ASU	0-0	0	0	0-0	0	0
WMU				DNP - Injured		
NU				DNP - Injured		
IND				DNP - Injured		
OSU				DNP - Injured		
PUR				DNP - Injured		
PSU				DNP - Injured		
MICH				DNP - Injured		
WIS				DNP - Injured		

MINN
UCLA*
*Kraft Fight Hunger Bowl
DNP - Injured
DNP - Injured

75 PATRICK FLAVIN

OL, 6-7, 280, r-FR.

LISLE, ILL. / BENET ACADEMY

2012: Made Illini debut on special teams but did not record any stats in season-opening win over Western Michigan.

Complete bio information can be found in the 2012 Record Book or at <http://www.fightingillini.com>.

91 GLENN FOSTER

DL, 6-4, 280, SR.

CHICAGO, ILL. / MOUNT CARMEL

2012: Started but did not record any stats in season-opening win over Western Michigan.

Complete bio information can be found in the 2012 Record Book or at <http://www.fightingillini.com>.

CAREER HIGHS

Tackles: 7 vs. Minnesota, 11/26/11
Solos: 3, three times (last vs. Minnesota, 11/26/11)
TFL: 1.5, three times (last vs. Minnesota, 11/26/11)
QB Sack: 1 at Penn State, 10/9/10
INT: 1 vs. Arizona State, 9/17/11
INT Return: 7 yds. vs. Arizona State, 9/17/11
PBU: 2 vs. Penn State, 10/29/11

DEFENSIVE STATISTICS

YEAR	G	ST	AT	TOT	TFL-YDS	QBS-YDS	INT-YDS	PBU	QBH	FF-FR
2009	3	0	0	0	0-0	0-0	0-0	0	0	0-0
2010	13	3	7	10	1.5-11	1-10	0-0	0	0	0-0
2011	13	10	22	32	4.0-7	0.5-2	1-7	3	0	0-0
2012	1	0	0	0	0-0	0-0	0-0	0	0	0-0
TOTAL	30	13	29	42	5.5-18	1.5-12	1-7	3	0	0-0

FOSTER GAME-BY-GAME

2012	UA	AS	TOT	TFL-YDS	QBS-YDS	INT-YDS	PBU	QBH	FF-FR
WMU	0	0	0	0-0	0-0	0-0	0	0	0-0
@ASU									
CSU									
LT									
PSU									
@WIS									
@MICH									
IND									
@OSU									
MINN									
PUR									
@NW									

2011	UA	AS	TOT	TFL-YD	QBS-YD	QBH	INT-YDS	FF-FR
ARK ST	0	0	0	0-0	0-0	0-0	0-0	0-0
SDSU	0	0	0	0-0	0-0	0-0	0-0	0-0
ASU	0	3	3	1.0-3	0.5-2	0-0	1-7	0-0
WMU	1	0	1	0-0	0-0	0-0	0-0	0-0
NU	0	4	4	0.5-0	0-0	0-0	0-0	0-0
IND	3	0	3	0-0	0-0	0-0	0-0	0-0
OSU	0	0	0	0-0	0-0	0-0	0-0	0-0
PUR	3	3	6	0.5-1	0-0	0-0	0-0	0-0
PSU	0	3	3	0-0	0-0	0-0	0-0	0-0
MICH	0	2	2	0.5-1	0-0	0-0	0-0	0-0
WIS	2	0	2	0-0	0-0	0-0	0-0	0-0
MINN	3	4	7	1.5-2	0-0	0-0	0-0	0-0
UCLA*	0	1	1	0-0	0-0	0-0	0-0	0-0

*Kraft Fight Hunger Bowl

2010	UA	AS	TOT	TFL-YD	QBS-YD	QBH	FF-FR
MU	0	0	0	0-0	0-0	0	0-0
SIU	1	0	1	0-0	0-0	0	0-0
NIU	0	1	1	0-0	0-0	0	0-0
OSU	0	0	0	0-0	0-0	0	0-0
@PSU	1	0	1	1-10	1-10	0	0-0
@MSU	0	1	1	0-0	0-0	0	0-0
IND	1	1	2	0-0	0-0	0	0-0
PUR	0	1	1	0-0	0-0	0	0-0
@MICH	0	1	1	0-0	0-0	0	0-0
MINN	0	0	0	0-0	0-0	0	0-0
NW	0	0	0	0-0	0-0	0	0-0
@FS	0	1	1	0.5-1	0-0	0	0-0
BU*	0	1	1	0-0	0-0	0	0-0

*Texas Bowl

2009	UA	AS	TOT	TFL-YD	QBS-YD	QBH	FF-FR
MU	0	0	0	0-0	0-0	0	0-0
ISU	0	0	0	0-0	0-0	0	0-0
MICH	0	0	0	0-0	0-0	0	0-0

26 JUSTIN GREEN

DB, 5-11, 195, SR.
LOUISVILLE, KY. / MALE

2012: Recorded six tackles in season-opening win over Western Michigan.

Complete bio information can be found in the 2012 Record Book or at <http://www.fightingillini.com>.

CAREER HIGHS

Tackles: 10 vs. Minnesota, 11/13/10
Solos: 6 vs. Minnesota, 11/13/10
PBU: 2, twice (last time vs. Penn State, 10/29/11)
TFL: 0.5 vs. Minnesota, 11/13/10
Carries: 8 at Cincinnati, 11/27/09
Rushing Yards: 56 vs. Illinois State, 9/12/09
Rushing TD: 1, twice (last at Minnesota, 11/7/09)
Long Run: 22 vs. Illinois State, 9/12/09
Receptions: 1, three times (last at Cincinnati, 11/27/09)
Receiving Yards: 6 vs. Missouri, 9/5/09
Long Reception: 6 vs. Missouri, 9/5/09
Kickoff Returns: 1 vs. Southern Illinois, 9/11/10
Kickoff Return Yardage: 19 vs. Southern Illinois, 9/11/10
Long Kickoff Return: 19 vs. Southern Illinois, 9/11/10
Forced Fumble: 1 vs. Purdue, 10/30/10
Fumble Recovered: 1 at Michigan, 11/6/10

DEFENSIVE STATISTICS

YEAR	G	ST	AT	TOT	TFL-YDS	QBS-YDS	INT-YDS	PBU	QBH	FF-FR
2009	12	0	2	2	0-0	0-0	0-0	0	0	0-0
2010	13	30	25	55	0.5-2	0-0	0-0	4	0	1-1
2011	13	23	12	35	0-0	0-0	0-0	3	0	0-1
2012	1	3	3	6	0-0	0-0	0-0	0	0	0-0
TOTAL	39	56	42	98	0.5-2	0-0	0-0	7	0	1-2

RUSHING STATISTICS

YEAR	G	ATT	YDS	AVG	YPG	TD	LG
2009	12	19	88	4.6	7.3	2	22

RECEIVING STATISTICS

YEAR	G	NO	YDS	AVG	YPG	TD	LG
2009	12	3	15	5.0	1.2	0	6

KICK RETURN STATISTICS

YEAR	NO	YDS	AVG	TD	LG
2010	1	19	19	0	19

GREEN GAME-BY-GAME (DEFENSE)

2012	UA	AS	TOT	TFL-YDS	QBS-YDS	INT-YDS	PBU	QBH	FF-FR
WMU	3	3	6	0-0	0-0	0-0	0	0	0-0
@ASU									
CSU									
LT									
PSU									
@WIS									
@MICH									
IND									
@OSU									
MINN									
PUR									
@NW									

2011	UA	AS	TOT	TFL-YD	INT-YD	PBU	FF-FR
ARK ST	3	1	4	0-0	0-0	0	0-1
SDSU	0	2	2	0-0	0-0	0	0-0
ASU	5	1	6	0-0	0-0	1	0-0
WMU	3	2	5	0-0	0-0	0	0-0
NU	0	0	0	0-0	0-0	0	0-0
IND	1	0	1	0-0	0-0	0	0-0
OSU	3	0	3	0-0	0-0	0	0-0
PUR	0	1	1	0-0	0-0	0	0-0
PSU	3	0	3	0-0	0-0	2	0-0
MICH	1	3	4	0-0	0-0	0	0-0
WIS	3	2	5	0-0	0-0	0	0-0
MINN	0	0	0	0-0	0-0	0	0-0
UCLA*	0	0	0	0-0	0-0	0	0-0

*Kraft Fight Hunger Bowl

2010	UA	AS	TOT	TFL-YD	INT-YD	PBU	FF-FR
MU	1	5	6	0-0	0-0	1	0-0
SIU	2	3	5	0-0	0-0	1	0-0
NIU	3	5	8	0-0	0-0	2	0-0
OSU	3	4	7	0-0	0-0	0	0-0
@PSU	1	0	1	0-0	0-0	0	0-0
@MSU	1	0	1	0-0	0-0	0	0-0
IND	2	1	3	0-0	0-0	0	0-0
PUR	2	0	2	0-0	0-0	0	1-0
@MICH	2	0	2	0-0	0-0	0	0-1
MINN	6	4	10	0.5-2	0-0	0	0-0
NW	1	0	1	0-0	0-0	0	0-0

@FS	2	2	4	0-0	0-0	0	0-0
BU*	4	1	5	0-0	0-0	0	0-0

*Texas Bowl

GREEN GAME-BY-GAME (OFFENSE)

2009	CAR-YDS	TD	LG	REC-YDS	TD	LG
MU	1-(1)	0	0	1-6	0	6
ISU	7-56	1	22	1-4	0	4
@OSU	0-0	0	--	0-0	0	--
PSU	0-0	0	--	0-0	0	--
MSU	0-0	0	--	0-0	0	--
@IND	0-0	0	--	0-0	0	--
@PUR	1-5	0	5	0-0	0	--
MICH	0-0	0	--	0-0	0	--
@MINN	1-2	1	2	0-0	0	--
NW	0-0	0	--	0-0	0	--
@CIN	8-25	0	9	1-5	0	5
FS	1-1	0	1	0-0	0	-

GREEN GAME-BY-GAME (KICK RETURN)

2010	NO	YDS	TD	LONG
MU	0	0	0	0
SIU	1	19	0	19
NIU	0	0	0	0
OSU	0	0	0	0
@PSU	0	0	0	0
@MSU	0	0	0	0
IND	0	0	0	0
PUR	0	0	0	0
@MICH	0	0	0	0
MINN	0	0	0	0
NW	0	0	0	0
@FS	0	0	0	0

84 JUSTIN HARDEE

WR, 6-1, 190, FR.
CLEVELAND, OHIO / GLENVILLE

2012: Made Illini debut and recorded one special teams tackle during season-opening win over Western Michigan.

Complete bio information can be found in the 2012 Record Book or at <http://www.fightingillini.com>.

CAREER HIGHS

Tackles (special teams): 1 vs. Western Michigan, 9/1/12

80 SPENCER HARRIS

WR, 6-3, 195, JR.
GREENWOOD, ARK. / GREENWOOD

2012: Started and recorded three receptions for 19 yards in season-opening win over Western Michigan.

Complete bio information can be found in the 2012 Record Book or at <http://www.fightingillini.com>.

CAREER HIGHS

Receptions: 6, twice (last time vs. Northwestern, 10/22/11)
Receiving Yards: 63 vs. Northwestern, 10/1/11
Long Reception: 17 vs. Minnesota, 11/13/10
Touchdowns: 1 vs. Minnesota, 11/13/10
Tackles: 1 vs. Northwestern, 11/20/10

RECEIVING STATISTICS

YEAR	G	NO	YDS	AVG	YPG	TD	LG
2010	8	4	48	12.0	6.0	1	17
2011	13	26	226	8.7	17.4	1	15
2012	1	3	19	6.3	19.0	0	8
TOTAL	22	33	293	8.9	13.3	2	17

HARRIS GAME-BY-GAME (RUSHING/RECEIVING)

2012	CAR-YDS	TD	LG	REC-YDS	TD	LG
WMU	0-0	0	-	3-19	0	8
@ASU						
CSU						
LT						
PSU						
@WIS						
@MICH						
IND						
@OSU						
MINN						
PUR						
@NW						

2011 (REC)	REC	YDS	TD	LG
ARK ST	0	0	0	0
SDSU	1	14	0	14
ASU	2	13	0	7
WMU	1	9	0	9

NU	6	63	0	15
IND	3	22	0	9
OSU	1	5	0	5
PUR	6	39	0	8
PSU	2	24	1	14
MICH	1	14	0	14
WIS	1	12	0	12
MINN	1	5	0	5
UCLA*	1	6	0	6

*Kraft Fight Hunger Bowl

2010 (REC)	REC	YDS	TD	LG
MU		DNP		
SIU		DNP		
NIU		DNP		
OSU		DNP		
@PSU		DNP		
@MSU	0	0	0	0
IND	1	8	0	8
PUR	1	10	0	10
@MICH	0	0	0	0
MINN	2	30	1	17
NW	0	0	0	0
@FS	0	0	0	0
BU*	0	0	0	0

*Texas Bowl

1 TERRY HAWTHORNE

DB, 6-0, 190, SR.
EAST ST. LOUIS, ILL. / EAST ST. LOUIS

- Paul Hornung Award Preseason Watch List
- Phil Steele Preseason All-Big Ten (Third Team)

2012: Recorded five tackles, including one TFL, and broke up a pass in season-opening win over Western Michigan.

Complete bio information can be found in the 2012 Record Book or at <http://www.fightingillini.com>.

CAREER HIGHS

Tackles: 15 vs. Wisconsin, 11/19/11
Solos: 8 vs. Western Michigan, 9/24/11
TFL: 1.5, twice (last vs. UCLA, 12/31/11)
Interception: 1, five times (last vs. UCLA, 12/31/11)
Interception Return Yards: 44 at Minnesota, 11/7/09
Touchdown: 1 at Minnesota, 11/7/09
PBU: 3, twice (last vs. Western Michigan, 9/24/11)
Kickoff Returns: 4 vs. Penn State, 10/3/09
Kickoff Return Yardage: 74 vs. Penn State, 10/3/09
Long Kickoff Return: 22 vs. Penn State, 10/3/09
Punt Returns: 4 vs. UCLA, 12/31/11
Punt Return Yardage: 31 vs. UCLA, 12/31/11
Long Punt Return: 11 vs. UCLA, 12/31/11

DEFENSIVE STATISTICS

YEAR	G	ST	AT	TOT	TFL-YDS	QBS-YDS	INT-YDS	PBU	QBH	FF-FR
2009	12	24	6	30	0-0	0-0	1-44	5	0	0-0
2010	8	19	9	28	3.5-10	0-0	1-0	3	0	0-0
2011	13	41	19	60	5.0-21	0-0	3-39	8	1	1-0
2012	1	3	2	5	1.0-3	0-0	0-0	1	0	0
TOTAL	34	87	36	123	9.5-34	0-0	5-83	17	1	1-0

PUNT RETURN STATISTICS

YEAR	NO	YDS	AVG	TD	LG
2011	5	37	7.4	0	11

KICK RETURN STATISTICS

YEAR	NO	YDS	AVG	TD	LG
2009	5	92	18.4	0	22
2010	0	0	0.0	0	-
2011	1	0	0.0	0	0
TOTAL	6	92	15.3	0	22

HAWTHORNE DEFENSIVE GAME-BY-GAME

2012	UA	AS	TOT	TFL-YDS	QBS-YDS	INT-YDS	PBU	QBH	FF-FR
WMU	3	2	5	1.0-3	0-0	0-0	1	0	0-0
@ASU									
CSU									
LT									
PSU									
@WIS									
@MICH									
IND									
@OSU									
MINN									
PUR									
@NW									

2011	UA	AS	TOT	TFL-YD	INT-YD	PBU	FF-FR
ARK ST	2	2	4	0-0	0-0	0	0-0
SDSU	1	0	1	1.0-4	0-0	0	0-0
ASU	7	1	8	1.0-3	0-0	1	0-0
WMU	8	1	9	0-0	1-0	3	0-0
NU	1	2	3	0-0	0-0	1	0-0

IND	3	0	3	0-0	0-0	0	0-0
OSU	1	0	1	0-0	0-0	0	0-0
PUR	2	1	3	0-0	0-0	0	0-0
PSU	3	0	3	0-0	1-0	0	0-0
MICH	1	1	2	1.0-5	0-0	0	0-0
WIS	7	8	15	0.0	0.0	0	1-0
MINN	2	1	3	0.5-1	0-0	2	0-0
UCLA*	3	2	5	1.5-8	1-39	1	0-0

2009	UA	AS	TOT	TFL-YD	INT-YD	PBU	FF-FR
MU	0	0	0	0-0	0-0	0	0-0
ISU	2	0	2	0-0	0-0	0	0-0
@OSU	0	0	0	0-0	0-0	0	0-0
PSU	0	0	0	0-0	0-0	0	0-0
MSU	0	1	1	0-0	0-0	0	0-0
@IND	1	0	1	0-0	0-0	0	0-0
@PUR	4	0	4	0-0	0-0	0	0-0
MICH	4	2	6	0-0	0-0	1	0-0
@MINN	5	0	5	0-0	1-44	1	0-0
NW	4	0	4	0-0	0-0	0	0-0
@CIN	2	4	6	0-0	0-0	3	0-0
FS	1	2	3	0-0	0-0	0	0-0

OL, 6-5, 305, SO.
VERMONT, ILL. / VIT

Complete bio information can be found in the 2012 Record Book or at <http://www.fightingillini.com>.

OL, 6-3, 325, SO.
SLIDELL, LA. / SLIDELL

Complete bio information can be found in the 2012 Record Book or at <http://www.fightingillini.com>.

DL, 6-3, 295, SO.
MCHENRY, ILL. / MCHENRY

Complete bio information can be found in the 2012 Record Book or at <http://www.fightingillini.com>.

TFL: -
QB Sacks: -
PBU: -
QBH: -
FF: -
FR: -

YEAR	G	ST	AT	TOT	TFL-YDS	QBS-YDS	INT-YDS	PBU	QBH	FF-FR
2011	11	2	0	2	0-0	0-0	0	0	0	0-0
2012	1	0	0	0	0-0	0-0	0	0	0	0-0
TOTAL	12	2	0	2	0-0	0-0	0	0	0	0-0

2011	UA	AS	TOT	TFL-YD	QBS-YD	QBH	FF-FR
ARK ST	0	0	0	0-0	0-0	0	0-0
SDSU	0	0	0	0-0	0-0	0	0-0
ASU	0	0	0	0-0	0-0	0	0-0
WMU	0	0	0	0-0	0-0	0	0-0
NU	1	0	1	0-0	0-0	0	0-0
IND	0	0	0	0-0	0-0	0	0-0
OSU	0	0	0	0-0	0-0	0	0-0
PUR	0	0	0	0-0	0-0	0	0-0
PSU	1	0	1	0-0	0-0	0	0-0
MICH	0	0	0	0-0	0-0	0	0-0
WIS	0	0	0	0-0	0-0	0	0-0
MINN				DNP			
UCLA*				DNP			

DB, 6-2, 200, JR.
CINCINNATI, OHIO / SYCAMORE

Complete bio information can be found in the 2012 Record Book or at <http://www.fightingillini.com>.

YEAR	G	ST	AT	TOT	TFL-YDS	QBS-YDS	INT-YDS	PBU	QBH	FF-FR
2010	8	13	6	19	1-3	1-3	0-0	1	0	0-0
2011	11	38	20	56	0-0	0-0	1-1	2	0	1-0
2012	0	0	0	0	0-0	0-0	0-0	0	0	0-0
TOTAL	19	51	26	75	1-3	1-3	1-1	3	0	1-0

2011	UA	AS	TOT	TFL-YD	INT-YD	PBU	FF-FR
ARK ST	5	0	5	0-0	0-0	0	0-0
SDSU	1	0	1	0-0	0-0	0	0-0
ASU	3	4	7	0-0	0-0	1	0-0
WMU	5	0	5	0-0	0-0	1	0-0
NU	4	3	7	0-0	0-0	0	0-0
IND	8	0	8	0-0	1-1	0	0-0
OSU	4	2	6	0-0	0-0	0	0-0
PUR	5	2	7	0-0	0-0	0	0-0
PSU	1	2	3	0-0	0-0	0	0-0
MICH	2	5	7	0-0	0-0	0	1-0
WIS				DNP - Injured			
MINN	0	2	2	0-0	0-0	0	0-0
UCLA				DNP - Injured			

PUR				DNP - Injured			
@MICH				DNP - Injured			
MNW	1	0	1	0-0		1	0-0
NN	4	0	4	1-3	0-0	0	0-0
@FS	1	0	1	0-0	0-0	0	0-0
BU*	3	1	4	0-0	0-0	0	0-0
*Texas Bowl							

PK, 6-0, 220, SO.
WHEATON, ILL. / WHEATON WARRENVILLE SOUTH

Complete bio information can be found in the 2012 Record Book or at <http://www.fightingillini.com>.

YEAR	PAT	FG	0-29	30-39	40-49	50+	PTS
2012	3-3	1-2	0-0	0-0	1-2	0-0	6

2012	FGM-FGA	LG	BLKD	PAT	PTS
WMU	1-2	43	0	3-3	6

@ASU
CSU
LT
PSU
@WIS
@MICH
IND
@OSU
MINN
PUR
@NW

OL, 6-4, 300, r-FR.
INDIANAPOLIS, IND. / CATHEDRAL

Complete bio information can be found in the 2012 Record Book or at <http://www.fightingillini.com>.

DL, 6-3, 260, JR.
TOLEDO, OHIO / ST. JOHN'S

Complete bio information can be found in the 2012 Record Book or at <http://www.fightingillini.com>.

YEAR	G	ST	AT	TOT	TFL-YDS	QBS-YDS	INT-YDS	PBU	QBH	FF-FR
2010	12	1	2	3	0-0	0-0	0-0	0	0	0-0
2011	12	5	3	8	3.0-9	1.0-5	0-0	0	0	0-0
2012	1	1	3	4	1.0-2	0-0	0-0	0	0	0-0
TOTAL	25	7	8	15	4.0-11	1.0-5	0-0	0	0	0-0

2012	UA	AS	TOT	TFL-YDS	QBS-YDS	INT-YDS	PBU	QBH	FF-FR
WMU	1	3	4	1.0-2	0-0	0-0	0	0	0-0
@ASU									
CSU									
LT									

PSU
@WIS
@MICH
IND
@OSU
MINN
PUR
@NW

2011	UA	AS	TOT	TFL-YD	QBS-YD	QBH	FF-FR
ARK ST	1	2	3	0.5-3	0-0	0	0-0
SDSU	1	0	1	0-0	0-0	0	0-0
ASU	0	1	1	0.5-0	0-0	0	0-0
WMU	1	0	1	1.0-1	0-0	0	0-0
NU	1	0	1	1.0-5	1.0-5	0	0-0
IND	0	0	0	0-0	0-0	0	0-0
OSU	0	0	0	0-0	0-0	0	0-0
PUR	0	0	0	0-0	0-0	0	0-0
PSU				DNP			
MICH	0	1	1	0-0	0-0	0	0-0
WIS	0	0	0	0-0	0-0	0	0-0
MINN	0	0	0	0-0	0-0	0	0-0
UCLA*	0	0	0	0-0	0-0	0	0-0

*Kraft Fight Hunger Bowl

2010	UA	AS	TOT	TFL-YD	QBS-YD	QBH	FF-FR
MU				DNP			
SIU	1	0	1	0-0	0-0	0	0-0
NIU	0	0	0	0-0	0-0	0	0-0
OSU	0	0	0	0-0	0-0	0	0-0
@PSU	0	0	0	0-0	0-0	0	0-0
@MSU	0	1	1	0-0	0-0	0	0-0
IND	0	0	0	0-0	0-0	0	0-0
PUR	0	1	1	0-0	0-0	0	0-0
@MICH	0	0	0	0-0	0-0	0	0-0
MINN	0	0	0	0-0	0-0	0	0-0
NW	0	0	0	0-0	0-0	0	0-0
@FS	0	0	0	0-0	0-0	0	0-0
BU*	0	0	0	0-0	0-0	0	0-0

*Texas Bowl

11 MATT LACOSSE

TE, 6-6, 240, SO.

NAPERVILLE, ILL. / NORTH

2012: Saw action but did not record any stats in season-opening win over Western Michigan.

Complete bio information can be found in the 2012 Record Book or at <http://www.fightingillini.com>.

CAREER HIGHS

Receptions: 1 vs. Minnesota, 11/26/11
Receiving Yards: 11 vs. Minnesota, 11/26/11
Long Reception: 11 vs. Minnesota, 11/26/11

LACOSSE'S RECEIVING STATISTICS

YEAR	G	NO	YDS	AVG	YPG	TD	LG
2011	10	1	11	11.0	1.1	0	11
2012	1	0	0	0.0	0.0	0	-
TOTAL	11	1	11	11.0	1.0	0	11

LACOSSE RUSHING/RECEIVING GAME-BY-GAME

2012	CAR-YDS	TD	LG	REC-YDS	TD	LG
WMU	0-0	0	0	0-0	0	0
@ASU						
CSU						
LT						
PSU						
@WIS						
@MICH						
IND						
@OSU						
MINN						
PUR						
@NW						

2011 (REC)	REC	YDS	TD	LG
ARK ST		DNP		
SDSU	0	0	0	--
ASU		DNP		
WMU		DNP		
NU	0	0	0	--
IND	0	0	0	--
OSU	0	0	0	--
PUR	0	0	0	--
PSU	0	0	0	--
MICH	0	0	0	--
WIS	0	0	0	--
MINN	1	11	0	11
UCLA*	0	0	0	--

*Kraft Fight Hunger Bowl

12 RYAN LANKFORD

WR, 6-0, 175, JR.

JACKSONVILLE, FLA. / PAXON

2012: Scored his second career touchdown on a 64-yard pass in win over Western Michigan, marking the longest reception of his career and Illinis' first TD in 2012.

Complete bio information can be found in the 2012 Record Book or at <http://www.fightingillini.com>.

CAREER HIGHS

Receptions: 3, twice (last vs. UCLA, 12/31/11)
Receiving Yards: 64 vs. Western Michigan, 9/1/12
Long Reception: 64 vs. Western Michigan, 9/1/12
Touchdowns: 1, twice (last vs. Western Michigan, 9/1/12)
Punts: 9 vs. Minnesota, 11/26/11
Yardage: 377 vs. Minnesota, 11/26/11
Punting Average: 46.0 vs. UCLA, 12/31/11
Long Punt: 59 vs. Minnesota, 11/26/11
Punt Returns: 5 vs. South Dakota State, 9/10/11
Long Punt Return: 11 vs. Indiana, 10/8/11

RECEIVING STATISTICS

YEAR	G	NO	YDS	AVG	YPG	TD	LG
2010	12	6	129	21.5	10.8	1	52
2011	13	12	108	9.0	8.3	0	18
2012	1	1	64	64.0	64.0	1	64
TOTAL	26	19	301	15.8	11.6	2	64

PUNT RETURN STATISTICS

YEAR	NO	YDS	AVG	TD	LG
2011	19	33	1.7	0	11
2012	0	0	0.0	0	0
TOTAL	19	33	1.7	0	11

PUNTING STATISTICS

YEAR	G	NO	YDS	AVG	TB	FC	I20	50+	LG
2011	13	19	749	39.4	0	2	5	7	59
2012	0	0	0	0.0	0	0	0	0	0
TOTAL	13	19	749	39.4	0	2	5	7	59

LANKFORD RUSHING/RECEIVING GAME-BY-GAME

2012	CAR-YDS	TD	LG	REC-YDS	TD	LG
WMU	1-(-11)	0	-	1-64	1	64
@ASU						
CSU						
LT						
PSU						
@WIS						
@MICH						
IND						
@OSU						
MINN						
PUR						
@NW						

2011 (REC)	REC	YDS	TD	LG
ARK ST	0	0	0	0
SDSU	2	7	0	4
ASU	0	0	0	0
WMU	0	0	0	0
NU	0	0	0	0
IND	0	0	0	0
OSU	3	27	0	15
PUR	1	13	0	13
PSU	1	12	0	12
MICH	1	18	0	18
WIS	0	0	0	0
MINN	1	6	0	6
UCLA*	3	25	0	11

*Kraft Fight Hunger Bowl

2010 (REC)	REC	YDS	TD	LG
MU		DNP		
SIU	1	10	0	10
NIU	0	0	0	0
OSU	0	0	0	0
@PSU	0	0	0	0
@MSU	0	0	0	0
IND	2	19	0	11
PUR	1	15	0	15
@MICH	1	33	1	33
MINN	0	0	0	0
NW	0	0	0	0
@FS	0	0	0	0
BU*	1	52	0	52

*Texas Bowl

LANKFORD GAME-BY-GAME (PUNT RETURN)

2011	NO	YDS	TD	LONG
ARK ST	1	-2	0	-2
SDSU	5	21	0	8
ASU	1	2	0	2
WMU	1	-2	0	-2
NU	0	0	0	--

IND	4	19	0	11
OSU	2	-2	0	0
PUR	3	-5	0	0
PSU	0	0	0	--
MICH	1	2	0	2
WIS	0	0	0	--
MINN	0	0	0	--
UCLA*	0	0	0	--

*Kraft Fight Hunger Bowl

LANKFORD GAME-BY-GAME PUNTING

2011	NO	YDS	AVG	LG	BK	TB	FC	50+	I20
ARK ST	1	7	7.0	7	0	0	0	0	0
SDSU	0	0	0.0	0	0	0	0	0	0
ASU	0	0	0.0	0	0	0	0	0	0
WMU	2	71	35.5	50	0	0	0	1	0
NU	1	27	27.0	27	0	0	0	0	0
IND	0	0	0.0	0	0	0	0	0	0
OSU	0	0	0.0	0	0	0	0	0	0
PUR	0	0	0.0	0	0	0	0	0	0
PSU	0	0	0.0	0	0	0	0	0	0
MICH	0	0	0.0	0	0	0	0	0	0
WIS	1	37	37.0	37	0	0	0	0	0
MINN	9	377	41.9	50	0	0	1	4	3
UCLA*	5	230	46.0	51	0	0	1	2	2

*Kraft Fight Hunger Bowl

15 DARIUS MILLINES

WR, 5-11, 185, JR.

BOYNTON BEACH, FLA. / AMERICAN HERITAGE SCHOOL

2012: Started and caught one pass for nine yards in season-opening win over Western Michigan.

Complete bio information can be found in the 2012 Record Book or at <http://www.fightingillini.com>.

CAREER HIGHS

Receptions: 5 vs. Arkansas State, 9/3/11
Receiving Yards: 119 vs. Arkansas State, 9/3/11
Long Reception: 45 vs. Arkansas State, 9/3/11
Touchdowns: 1, twice (last time vs. Arkansas State, 9/3/11)
Carries: 1, three times (last time vs. UCLA, 12/31/11)
Pass Attempts: 1 vs. UCLA, 12/31/11
Completions: 1 vs. UCLA, 12/31/11
Passing Yards: 9 vs. UCLA, 12/31/11
KO Returns: 5 at Fresno State, 12/3/10
KO Return Yards: 85 at Fresno State, 12/3/10
Long KO Return: 43 vs. Purdue, 10/30/10

RECEIVING STATISTICS

YEAR	G	NO	YDS	AVG	YPG	TD	LG
2010	13	2	42	21.0	3.2	1	32
2011	9	19	218	11.5	24.2	1	45
2012	1	1	9	9.0	9.0	0	9
TOTAL	23	22	269	12.2	11.7	2	45

RUSHING STATISTICS

YEAR	G	ATT	YDS	AVG	YPG	TD	LG
2010	13	2	-15	-7.5	-1.2	0	0
2011	9	1	-2	-2.0	-0.2	0	0
2012	1	0	0	0	0	0	0
TOTAL	22	3	-17	-5.7	-0.2	0	0

PASSING STATISTICS

YEAR	G	ATT	COMP	PCT	YDS	TD	INT	LG	YPG
2010	13	0	0	0.0	0	0	0	--	0.0
2011	9	1	1	100.0	9	0	0	9	1.0
TOTAL	22	1	1	100.0	9	0	0	9	0.4

KICK RETURN STATISTICS

YEAR	NO	YDS	AVG	TD	LG
2010	22	430	19.5	0	43
2011	5	105	21.0	0	26
TOTAL	27	535	19.8	0	43

MILLINES RUSHING/RECEIVING GAME-BY-GAME

2012	CAR-YDS	TD	LG	REC-YDS	TD	LG
WMU	0-0	0	-	1-9	0	9
@ASU						
CSU						
LT						
PSU						
@WIS						
@MICH						
IND						
@OSU						
MINN						
PUR						
@NW						

2011	CAR-YDS	TD	LG	REC-YDS	TD	LG
ARK ST	0-0	0	0	5-119	1	45
SDSU	0-0	0	0	3-38	0	31
ASU	0-0	0	0	1-9	0	9
WMU	0-0	0	0	1-8	0	8
NU				DNP - Injured		

IND	DNP - Injured				
OSU	DNP - Injured				
PUR	DNP - Injured				
PSU	0-0	0	0	1-(-6)	0 0
MICH	0-0	0	0	0-0	0 0
WIS	0-0	0	0	4-27	0 12
MINN	0-0	0	0	2-5	0 3
UCLA	1-(-2)	0	0	2-18	0 11

2010	CAR-YDS	TD	LG	REC-YDS	TD	LG
MU	0-0	0	0	0-0	0	0
SIU	1-(-12)	0	0	0-0	0	0
NIU	0-0	0	0	0-0	0	0
OSU	0-0	0	0	0-0	0	0
@PSU	1-(-3)	0	0	0-0	0	0
@MSU	0-0	0	0	0-0	0	0
IND	0-0	0	0	0-0	0	0
PUR	0-0	0	0	1-10	1	10
@MICH	0-0	0	0	0-0	0	0
MINN	0-0	0	0	0-0	0	0
NW	0-0	0	0	0-0	0	0
@FS	0-0	0	0	0-0	0	0
BU*	0-0	0	0	1-32	0	0

*Texas Bowl

MILLINES GAME-BY-GAME (KICK RETURN)

2011	NO	YDS	TD	LONG
ARK ST	1	15	0	15
SDSU	1	19	0	19
ASU	1	25	0	25
WMU	2	46	0	26
NU	DNP - Injured			
IND	DNP - Injured			
OSU	DNP - Injured			
PUR	DNP - Injured			
PSU	0	0	0	--
MICH	0	0	0	--
WIS	0	0	0	--
MINN	0	0	0	--
UCLA*	0	0	0	--

*Kraft Fight Hunger Bowl

2010	NO	YDS	TD	LONG
MU	1	14	0	14
SIU	0	0	0	0
NIU	3	56	0	22
OSU	3	57	0	29
@PSU	0	0	0	0
@MSU	0	0	0	0
IND	0	0	0	0
PUR	1	43	0	43
@MICH	3	76	0	36
MINN	1	23	0	23
NW	2	28	0	20
@FS	5	85	0	20
BU*	3	48	0	20

*Texas Bowl

29 KAEMAN MITCHELL

DB, 5-9, 180, JR.

LAWRENCE, KAN. / CHAMPAIGN CENTENNIAL

2012: Did not play in season-opener against Western Michigan.

Complete bio information can be found in the 2012 Record Book or at <http://www.fightingillini.com>.

DEFENSIVE STATISTICS

YEAR	G	ST	AT	TOT	TFL-YDS	INT-YDS	PBU	FF-FR
2010	0	0	0	0	0-0	0-0	0	0-0
2011	2	0	1	1	0-0	0-0	0	0-0
Has not played in 2012								
TOTAL	2	0	1	1	0-0	0-0	0	0-0

MITCHELL GAME-BY-GAME

2011	UA	AS	TOT	TFL-YDS	INT-YDS	PBU	FF-FR
ARK ST	0	0	0	0-0	0-0	0	0-0
SDSU	0	1	1	0-0	0-0	0	0-0
ASU				DNP			
WMU				DNP			
NU				DNP			
IND				DNP			
OSU				DNP			
PUR				DNP			
PSU				DNP			
MICH				DNP			
WIS				DNP			
MINN				DNP			
UCLA*				DNP			

*Kraft Fight Hunger Bowl

43 MASON MONHEIM

LB, 6-1, 230, FR.

ORRVILLE, OHIO / ORRVILLE

2012: Recorded one tackle and forced a fumble in his Illini debut against Western Michigan.

Complete bio information can be found in the 2012 Record Book or at <http://www.fightingillini.com>.

CAREER HIGHS

Tackles: 1 vs. Western Michigan, 9/1/12

Solos: 1 vs. Western Michigan, 9/1/12

TFL: -

QB Sacks: -

INT: -

PBU: -

QBH: -

FF: 1 vs. Western Michigan, 9/1/12

FR: -

DEFENSIVE STATISTICS

YEAR	G	ST	AT	TOT	TFL-YDS	QBS-YDS	INT-YDS	PBU	QBH	FF-FR
2012	1	1	0	1	0-0	0-0	0-0	0	0	1-0

MONHEIM GAME-BY-GAME

2012	UA	AS	TOT	TFL-YDS	QBS-YDS	INT-YDS	PBU	QBH	FF-FR
WMU	1	0	1	0-0	0-0	0-0	0	0	1-0
@ASU									
CSU									
LT									
PSU									
@WIS									
@MICH									
IND									
@OSU									
MINN									
PUR									
@NW									

58 KENNY NELSON

DL, 6-6, 245, r-FR.

DETROIT, MICH. / CASS TECH

2012: Recorded one tackle against Western Michigan in his first career action.

Complete bio information can be found in the 2012 Record Book or at <http://www.fightingillini.com>.

CAREER HIGHS

Tackles: - 1 vs. Western Michigan, 9/1/12

Solos: - 1 vs. Western Michigan, 9/1/12

TFL: -

QB Sacks: -

INT: -

PBU: -

QBH: -

FF: -

FR: -

DEFENSIVE STATISTICS

YEAR	G	ST	AT	TOT	TFL-YDS	QBS-YDS	INT-YDS	PBU	QBH	FF-FR
2012	1	1	0	1	0-0	0-0	0-0	0	0	0-0

2012	UA	AS	TOT	TFL-YDS	QBS-YDS	INT-YDS	PBU	QBH	FF-FR
WMU	1	0	1	0-0	0-0	0-0	0	0	0-0
@ASU									
CSU									
LT									
PSU									
@WIS									
@MICH									
IND									
@OSU									
MINN									
PUR									
@NW									

4 PATRICK NIXON-YOUMAN

DB, 5-10, 180, SR.

JACKSONVILLE, FLA. / MIDDLEBURG

2012: Started and recorded three tackles in season-opening win over Western Michigan.

Complete bio information can be found in the 2012 Record Book or at <http://www.fightingillini.com>.

CAREER HIGHS

Tackles: 10 vs. Minnesota, 11/26/11

Solos: 5 vs. Minnesota, 11/26/11

Forced Fumble: 1 vs. Southern Illinois, 9/11/10

INT: 1, twice (last time at Michigan, 11/6/10)

INT Return Yards: 68 vs. Indiana, 10/23/10

Touchdown: 1 vs. Indiana, 10/23/10

PBU: 1, twice (last vs. UCLA, 12/31/11)

DEFENSIVE STATISTICS

YEAR	G	ST	AT	TOT	TFL-YDS	INT-YDS	PBU	FF-FR
2009	10	0	1	1	0-0	0-0	0	0-0
2010	11	11	4	15	0-0	2-72	1	1-0
2011	11	12	15	27	0-0	0-0	1	0-0
2012	1	3	0	3	0-0	0-0	0	0-0
TOTAL	33	26	20	46	0-0	2-72	2	1-0

NIXON-YOUMAN GAME-BY-GAME

2012	UA	AS	TOT	TFL-YDS	QBS-YDS	INT-YDS	PBU	QBH	FF-FR
WMU	3	0	3	0-0	0-0	0-0	0	0	0-0
@ASU									
CSU									
LT									
PSU									
@WIS									
@MICH									
IND									
@OSU									
MINN									
PUR									
@NW									

2011	UA	AS	TOT	TFL-YDS	INT-YDS	PBU	FF-FR
ARK ST	0	0	0	0-0	0-0	0	0-0
SDSU	1	0	1	0-0	0-0	0	0-0
ASU	0	0	0	0-0	0-0	0	0-0
WMU	0	0	0	0-0	0-0	0	0-0
NU				DNP			
IND	2	0	2	0-0	0-0	0	0-0
OSU				DNP			
PUR	0	0	0	0-0	0-0	0	0-0
PSU	0	0	0	0-0	0-0	0	0-0
MICH	1	5	6	0-0	0-0	0	0-0
WIS	0	4	4	0-0	0-0	0	0-0
MINN	5	5	10	0-0	0-0	0	0-0
UCLA*	3	1	4	0-0	0-0	1	0-0

*Kraft Fight Hunger Bowl

2010	UA	AS	TOT	TFL-YD	INT-YD	PBU	FF-FR
MU	0	0	0	0-0	0-0	0	0-0
SIU	3	1	4	0-0	0-0	0	1-0
NIU	0	0	0	0-0	0-0	0	0-0
OSU				DNP			
@PSU	0	0	0	0-0	0-0	0	0-0
@MSU	0	0	0	0-0	0-0	0	0-0
IND	2	3	5	0-0	1-68	0	0-0
PUR	0	0	0	0-0	0-0	0	0-0
@MICH	3	0	3	0-0	1-4	1	0-0
MINN	0	0	0	0-0	0-0	0	0-0
NW	0	0	0	0-0	0-0	0	0-0
@FS				DNP			
BU*	3	0	3	0-0	0-0	0	0-0

*Texas Bowl

2009	UA	AS	TOT	TFL-YD	INT-YD	PBU	FF-FR
@OSU	0	0	0	0-0	0-0	0	0-0
PSU	0	0	0	0-0	0-0	0	0-0
MSU	0	0	0	0-0	0-0	0	0-0
@PUR	0	0	0	0-0	0-0	0	0-0
MICH	0	0	0	0-0	0-0	0	0-0
@MINN	0	0	0	0-0	0-0	0	0-0
NW	0	0	0	0-0	0-0	0	0-0
@CIN	0	0	0	0-0	0-0	0	0-0
FS	0	1	1	0-0	0-0	0	0-0

4 REILLY O'TOOLE

QB, 6-4, 220, SO.

WHEATON, ILL. / WHEATON WARRENVILLE SOUTH

2012: Replaced an injured Nathan Scheelhaase during the season-opening win over Western Michigan, completing 2-of-3 passes for seven yards.

Complete bio information can be found in the 2012 Record Book or at <http://www.fightingillini.com>.

CAREER HIGHS

Attempts: 21 vs. Minnesota, 11/26/11

Completions: 11 vs. Minnesota, 11/26/11

Passing Yards: 63 vs. Minnesota, 11/26/11

Long Pass: 20 vs. Western Michigan, 9/24/11

Carries: 6 vs. Minnesota, 11/26/11

Rushing Yards: 26 vs. Minnesota, 11/26/11
Long Rush: 11 vs. Minnesota, 11/26/11

PASSING STATISTICS

YEAR	G	ATT	COMP	PCT	YDS	TD	INT	LG	YPG	EFF.
2011	10	67	40	59.7	270	1	4	20	27.0	86.54
2012	1	3	2	66.7	7	0	0	7	7.0	86.27
TOTAL	11	70	42	60.0	277	1	4	20	25.2	86.53

RUSHING STATISTICS

YEAR	G	ATT	YDS	AVG	YPG	TD	LG
2011	10	13	47	3.6	4.7	0	11
2012	1	2	3	1.5	3.0	0	2
TOTAL	11	15	50	3.5	4.4	0	11

O'TOOLE PASSING GAME-BY-GAME

2012	ATT	CMP	INT	YDS	TD	LG
WMU	3	2	0	7	0	64

@ASU
CSU
LT
PSU
@WIS
@MICH
IND
@OSU
MINN
PUR
@NW

2011	ATT	CMP	INT	YDS	TD	LG
ARK ST	2	1	0	4	0	4
SDSU	9	9	0	50	1	10
ASU	0	0	0	0	0	0
WMU	6	3	0	34	0	20
NU			DNP			
IND			DNP			
OSU			DNP			
PUR	5	4	1	28	0	12
PSU	7	4	1	31	0	14
MICH	3	1	0	7	0	7
WIS	12	7	2	53	0	15
MINN	21	11	0	63	0	14
UCLA*	2	0	0	0	0	--

*Kraft Fight Hunger Bowl

8 MILES OSEI

QB, 6-0, 200, JR.

MT. PROSPECT, ILL. / PROSPECT

2012: Saw time at quarterback in season-opening win over Western Michigan, rushing three times for eight yards, and also served as the holder for extra points and field goals.

Complete bio information can be found in the 2012 Record Book or at <http://www.fightingillini.com>.

CAREER HIGHS

Attempts: 1, twice (last vs. South Dakota State, 9/10/11)

Completions: 1 vs. South Dakota State, 9/10/11

Passing Yards: 3 vs. South Dakota State, 9/10/11

Long Pass: 3 vs. South Dakota State, 9/10/11

Carries: 4, twice (last time vs. South Dakota State, 9/10/11)

Rushing Yards: 14 vs. South Dakota State, 9/10/11

Long Rush: 19 vs. South Dakota State, 9/10/11

Kick Returns: 1, three times (last vs. UCLA, 12/31/11)

Kick Return Yards: 14 vs. Michigan, 11/12/11

Long Kick Return: 14 vs. Michigan, 11/12/11

PASSING STATISTICS

YEAR	G	ATT	COMP	PCT	YDS	TD	INT	LG	YPG
2010	3	1	0	0	0	0	0	0	0
2011	10	1	1	100.0	3	0	0	3	0.4
2012	0	0	0	0.0	0	0	0	-	0.0
TOTAL	13	2	1	50.0	3	0	0	3	0.4

RUSHING STATISTICS

YEAR	G	ATT	YDS	AVG	YPG	TD	LG
2010	3	5	6	1.2	2.0	0	12
2011	11	5	24	4.8	3.4	0	19
2012	1	3	8	2.7	8.0	0	5
TOTAL	15	13	38	2.9	2.5	0	19

KICK RETURN STATISTICS

YEAR	NO	YDS	AVG	TD	LG
2010	0	0	0.0	0	--
2011	3	36	12.0	0	14
2012	0	0	0.0	0	--
TOTAL	3	36	12.0	0	14

OSEI PASSING GAME-BY-GAME

2012	ATT	CMP	INT	YDS	TD	LG
WMU	0	0	0	0	0	--

@ASU
CSU
LT

PSU
@WIS
@MICH
IND
@OSU
MINN
PUR
@NW

2011	ATT	CMP	INT	YDS	TD	LG
ARK ST	0	0	0	0	0	--
SDSU	1	1	0	3	0	3
ASU			DNP			
WMU			DNP			
NU	0	0	0	0	0	--
IND	0	0	0	0	0	--
OSU	0	0	0	0	0	--
PUR	0	0	0	0	0	--
PSU	0	0	0	0	0	--
MICH	0	0	0	0	0	--
WIS	0	0	0	0	0	--
MINN	0	0	0	0	0	--
UCLA*	0	0	0	0	0	--

2010	ATT	CMP	INT	YDS	TD	LG
MU			DNP			
SIU	1	0	0	0	0	0
NIU			DNP			
OSU			DNP			
@PSU	0	0	0	0	0	0
@MSU	0	0	0	0	0	0
IND			DNP			
PUR			DNP			
@MICH			DNP			
MINN			DNP			
NW			DNP			
@FS			DNP			
BU*			DNP			

*Texas Bowl

OSEI GAME-BY-GAME (RUSHING/RECEIVING)

2012	CAR-YDS	TD	LG	REC-YDS	TD	LG
WMU	3-8	0	5	0-0	0	--

@ASU
CSU
LT
PSU
@WIS
@MICH
IND
@OSU
MINN
PUR
@NW

2011 (RUSH)	CAR-YDS	TD	LG
ARK ST	1-10	0	9
SDSU	4-14	0	19
ASU			DNP
WMU			DNP
NU	0-0	0	--
IND	0-0	0	--
OSU	0-0	0	--
PUR	0-0	0	--
PSU	0-0	0	--
MICH	0-0	0	--
WIS	0-0	0	--
MINN	0-0	0	--
UCLA*	0-0	0	--

2010 (RUSH)	CAR-YDS	TD	LG
MU			DNP
SIU	1-1	0	1
NIU			DNP
OSU			DNP
@PSU	0-0	0	0
@MSU	4-5	0	12
IND			DNP
PUR			DNP
@MICH			DNP
MINN			DNP
NW			DNP
@FS			DNP
BU*			DNP

*Texas Bowl

OSEI GAME-BY-GAME (KICK RETURN)

2011	NO	YDS	TD	LONG
ARK ST	0	0	0	--
SDSU	0	0	0	--
ASU	0	0	0	--
WMU	0	0	0	--
NU	0	0	0	--
IND	0	0	0	--
OSU	0	0	0	--
PUR	0	0	0	--
PSU	1	13	0	13
MICH	1	14	0	14
WIS	0	0	0	--

MINN	0	0	0	--
UCLA*	1	9	0	9

*Kraft Fight Hunger Bowl

46 ZAK PEDERSEN

LS, 6-2, 230, SR.

JOLIET, ILL. / JOLIET CATHOLIC

2012: Handled long-snapping duties in season-opening win over Western Michigan.

Complete bio information can be found in the 2012 Record Book or at <http://www.fightingillini.com>.

76 GRAHAM POCIC

OL, 6-7, 310, SR.

LEMONT, ILL. / LEMONT

- Outland Trophy Preseason Watch List
- Rimington Trophy Preseason Watch List
- Phil Steele Preseason All-Big Ten (Second Team)

2012: Started at center and played every offensive snap in season-opening win over Western Michigan.

Complete bio information can be found in the 2012 Record Book or at <http://www.fightingillini.com>.

21 JACK RAMSEY

DB, 5-11, 200, SR.

CHICAGO, ILL. / SIMEON

2012: Made two tackles and had a PBU in season-opening win over Western Michigan.

Complete bio information can be found in the 2012 Record Book or at <http://www.fightingillini.com>.

CAREER HIGHS

Tackles: 2, 3x (last vs. Western Michigan, 9/1/12)

Receptions: 3, three times (last vs. Northwestern, 11/14/09)

Receiving Yards: 44 at Purdue, 10/24/09

Long Reception: 24 vs. Penn State, 10/3/09

KO Returns: 3 vs. Missouri, 9/4/10

KO Return Yards: 78 vs. Missouri, 9/4/10

Long KO Return: 30 vs. Missouri, 9/4/10

Punt Returns: 4 vs. Southern Illinois, 9/11/10

Punt Return Yards: 21 at Michigan, 11/6/10

Long Punt Return: 21 at Michigan, 11/6/10

DEFENSIVE STATISTICS

YEAR	G	ST	AT	TOT	TFL-YDS	QBS-YDS	INT-YDS	PBU	QBH	FF-FR
2010	13	1	3	4	0-0	0-0	0-0	0	0	0-0
2011	13	3	1	4	0-0	0-0	0-0	0	0	0-0
2012	1	2	0	2	0-0	0-0	0-0	1	0	0-0
TOTAL	27	6	4	10	0-0	0-0	0-0	1	0	0-0

PUNT RETURN STATISTICS

YEAR	NO	YDS	AVG	TD	LG
2009	4	19	4.8	0	15
2010	13	38	3.2	0	21
2011	0	0	0.0	0	0
2012	0	0	0.0	0	0
TOTAL	17	57	3.6	0	21

KICK RETURN STATISTICS

YEAR	NO	YDS	AVG	TD	LG
2010	5	96	19.2	0	30
2011	0	0	0.0	0	0
2012	0	0	0.0	0	0
TOTAL	5	96	19.2	0	30

RECEIVING STATISTICS

YEAR	G	NO	YDS	AVG	YPG	TD	LG
2009	12	16	182	11.4	15.2	0	24
2010	13	1	3	3.0	0.2	0	3
2011	13	0	0	0.0	0.0	0	-
2012	1	0	0	0.0	0.0	0	-
TOTAL	39	17	185	10.9	4.7	0	24

RAMSEY GAME-BY-GAME (DEFENSE)

2012	UA	AS	TOT	TFL-YDS	QBS-YDS	INT-YDS	PBU	QBH	FF-FR
WMU	2	0	2	0-0	0-0	0-0	1	0	0-0

@ASU
CSU

LT
PSU
@WIS
@MICH
IND
@OSU
MINN
PUR
@NW

2011	UA	AS	TOT	TFL-YD	INT-YD	PBU	FF-FR
ARK ST	0	0	0	0-0	0-0	0	0-0
SDSU	1	1	2	0-0	0-0	0	0-0
ASU	0	0	0	0-0	0-0	0	0-0
WMU	0	0	0	0-0	0-0	0	0-0
NU	0	0	0	0-0	0-0	0	0-0
IND	1	0	1	0-0	0-0	0	0-0
OSU	0	0	0	0-0	0-0	0	0-0
PUR	0	0	0	0-0	0-0	0	0-0
PSU	0	0	0	0-0	0-0	0	0-0
MICH	0	0	0	0-0	0-0	0	0-0
WIS	0	0	0	0-0	0-0	0	0-0
MINN	1	0	1	0-0	0-0	0	0-0
UCLA*	0	0	0	0-0	0-0	0	0-0

*Kraft Fight Hunger Bowl

2010	UA	AS	TOT	TFL-YD	QBS-YD	QBH	FF-FR
MU	0	0	0	0-0	0-0	0	0-0
SIU	1	1	2	0-0	0-0	0	0-0
NIU	0	0	0	0-0	0-0	0	0-0
OSU	0	1	1	0-0	0-0	0	0-0
@PSU	0	0	0	0-0	0-0	0	0-0
@MSU	0	0	0	0-0	0-0	0	0-0
IND	0	0	0	0-0	0-0	0	0-0
PUR	0	0	0	0-0	0-0	0	0-0
@MICH	0	0	0	0-0	0-0	0	0-0
MINN	0	0	0	0-0	0-0	0	0-0
NW	0	0	0	0-0	0-0	0	0-0
@FS	0	0	0	0-0	0-0	0	0-0
BU*	0	1	1	0-0	0-0	0	0-0

*Texas Bowl

RAMSEY GAME-BY-GAME (RETURNS)

2010	KR-YDS	TD	LG	PR-YDS	TD	LG
MU	3-78	0	30	1-3	0	3
SIU	0-0	0	0	4-15	0	15
NIU	0-0	0	0	1-(1)	0	0
OSU	1-6	0	6	2-1	0	2
@PSU	1-12	0	12	2-(1)	0	0
@MSU	0-0	0	0	0-0	0	0
IND	0-0	0	0	1-0	0	0
PUR	0-0	0	0	0-0	0	0
@MICH	0-0	0	0	1-21	0	21
MINN	0-0	0	0	0-0	0	0
NW	0-0	0	0	1-0	0	0
@FS	0-0	0	0	0-0	0	0
BU*	0-0	0	0	0-0	0	0

*Texas Bowl

2009	KR-YDS	TD	LG	PR-YDS	TD	LG
MU	0-0	0	--	1-1	0	1
@PUR	0-0	0	--	2-15	0	15
MINN	0-0	0	--	1-3	0	3

RAMSEY GAME-BY-GAME (RECEIVING)

2010	REC	YDS	TD	LG
MU	0	0	0	-
SIU	0	0	0	-
NIU	0	0	0	-
OSU	0	0	0	-
@PSU	0	0	0	-
@MSU	0	0	0	-
IND	0	0	0	-
PUR	1	3	0	3
@MICH	0	0	0	-
MINN	0	0	0	-
NW	0	0	0	-
@FS	0	0	0	-
BU*	0	0	0	-

*Texas Bowl

2009	REC	YDS	TD	LG
MU	2	20	0	12
ISU	0	0	0	-
@OSU	2	11	0	7
PSU	1	24	0	24
MSU	1	8	0	8
@IND	1	9	0	9
@PUR	3	44	0	15
MICH	0	0	0	-
@MINN	3	39	0	17
NW	3	27	0	12
@CIN	0	0	0	-
FS	0	0	0	-

86 TIM RUSSELL

TE/H, 6-6, 225, JR.

ST. CHARLES, ILL. / EAST

2012: Did not play in season-opener against Western Michigan.

Complete bio information can be found in the 2012 Record Book or at <http://www.fightingillini.com>.

61 TYLER SANDS

OL, 6-5, 300, SR.

BOYERTOWN, PA. / BOYERTOWN AREA

2012: Did not play in season-opener against Western Michigan.

Complete bio information can be found in the 2012 Record Book or at <http://www.fightingillini.com>.

7 SUPO SANNI

DB, 6-3, 220, SR.

CHICAGO HEIGHTS, ILL. / HOMEWOOD-FLOSSMOOR

2012: Missed the 2012 season-opener due to injury.

Complete bio information can be found in the 2012 Record Book or at <http://www.fightingillini.com>.

CAREER HIGHS

Tackles: 8 vs. Penn State, 10/29/11
Solos: 4, four times (last time vs. Indiana, 10/8/11)
PBU: 2, twice (last time vs. Indiana, 10/8/11)
Forced Fumble: 1 vs. Arkansas State, 9/3/11
TFL: 0.5, four times (last vs. UCLA, 12/31/11)
INT: 1 vs. South Dakota State, 9/10/11

DEFENSIVE STATISTICS

YEAR	G	ST	AT	TOT	TFL-YDS	INT-YDS	PBU	FF-FR
2008	12	6	3	9	0-0	0-0	0	0-0
2009	11	8	3	11	0-0	0-0	1	0-0
2010	DNP-Injured							
2011	13	27	22	49	2.0-3	1-7	5	1-0
2012	0	0	0	0	0-0	0-0	0	0-0
TOTAL	36	41	28	69	2.0-3	1-7	6	1-0

SANNI GAME-BY-GAME

2012	UA	AS	TOT	TFL-YDS	QBS-YDS	INT-YDS	PBU	QBH	FF-FR
WMU	DNP-Injured								
@ASU									
CSU									
LT									
PSU									
@WIS									
@MICH									
IND									
@OSU									
MINN									
PUR									
@NW									

2011	UA	AS	TOT	TFL-YD	INT-YD	PBU	FF-FR
ARK ST	3	3	6	0.5-0	0-0	0	0-0
SDSU	0	2	2	0-0	1-7	0	0-0
ASU	2	1	3	0-0	0-0	2	0-0
WMU	2	0	2	0-0	0-0	1	0-0
NU	4	1	5	0-0	0-0	0	0-0
IND	4	0	4	0-0	0-0	2	0-0
OSU	3	0	3	0-0	0-0	0	0-0
PUR	3	4	7	0.5-0	0-0	0	0-0
PSU	3	5	8	0.5-0	0-0	0	0-0
MICH	2	1	3	0-0	0-0	0	0-0
WIS	0	0	0	0-0	0-0	0	0-0
MINN	1	2	3	0-0	0-0	0	0-0
UCLA*	2	1	3	0.5-3	0-0	0	0-0

*Kraft Fight Hunger Bowl

2009	UA	AS	TOT	TFL-YD	INT-YD	PBU	FF-FR
MU	0	0	0	0-0	0-0	0	0-0
ISU	2	2	4	0-0	0-0	0	0-0
@OSU	1	0	1	0-0	0-0	0	0-0
PSU	0	0	0	0-0	0-0	0	0-0
@IND	3	1	4	0-0	0-0	1	0-0
@PUR	0	0	0	0-0	0-0	0	0-0
MICH	0	0	0	0-0	0-0	0	0-0
@MINN	0	0	0	0-0	0-0	0	0-0
NW	0	0	0	0-0	0-0	0	0-0
@CIN	0	0	0	0-0	0-0	0	0-0
FS	1	1	2	0-0	0-0	0	0-0

2008	UA	AS	TOT	TFL-YD	INT-YD	PBU	FF-FR
MU	0	1	1	0-0	0-0	0	0-0
EIU	0	0	0	0-0	0-0	0	0-0
ULL	0	0	0	0-0	0-0	0	0-0
@PSU	0	0	0	0-0	0-0	0	0-0
@MICH	1	0	1	0-0	0-0	0	0-0
MINN	0	0	0	0-0	0-0	0	0-0
IND	1	0	1	0-0	0-0	0	0-0
@WIS	0	0	0	0-0	0-0	0	0-0
IOWA	1	1	2	0-0	0-0	0	0-0
WMU	0	0	0	0-0	0-0	0	0-0
OSU	3	1	4	0-0	0-0	0	0-0
@NU	0	0	0	0-0	0-0	0	0-0

2 NATHAN SCHEELHAASE

QB, 6-3, 200, JR.

KANSAS CITY, MO. / ROCKHURST

- Davey O'Brien Award Preseason Watch List
- Phil Steele Preseason All-Big Ten (Fourth Team)

2012: Completed a 64-yard pass to Ryan Lankford for Illinois' first touchdown of the season and rushed for a TD in season-opening win over Western Michigan.

Complete bio information can be found in the 2012 Record Book or at <http://www.fightingillini.com>.

CAREER HIGHS

Completions: 22 vs. Purdue, 10/22/11
Attempts: 35, vs Purdue, 10/22/11
Yards: 391 vs. Northwestern, 10/1/11
Passing Touchdowns: 4 vs. Purdue, 10/30/10
Long Pass: 77 vs. Indiana, 10/8/11
Carries: 24 at Fresno State, 12/3/10
Rushing Yards: 131 at Fresno State, 12/3/10
Rushing Touchdowns: 2 vs. South Dakota State, 9/10/11
Long Rush: 55 vs. Baylor, 12/29/10
Receptions: 1, twice (last vs. UCLA, 12/31/11)
Receiving Yards: 23 vs. Ohio State, 10/2/10
Long Reception: 23 vs. Ohio State, 10/2/10

PASSING STATISTICS

YEAR	G	ATT	COMP	PCT	YDS	TD	INT	LG	YPG	EFF.
2010	13	264	155	58.7	1,825	17	8	54	140.4	132.0
2011	13	291	184	63.2	2,110	13	8	77	162.3	133.38
2012	1	18	11	61.1	126	1	1	64	126.0	127.13
TOTAL	27	573	350	61.1	4,061	31	17	77	150.4	132.53

RUSHING STATISTICS

YEAR	G	ATT	YDS	AVG	YPG	TD	LG
2010	13	185	868	4.7	66.8	5	55
2011	13	191	624	3.3	48.0	6	37
2012	1	7	21	3.0	21.0	1	11
TOTAL	27	383	1,513	4.0	56.0	12	55

RECEIVING STATISTICS

YEAR	G	NO	YDS	AVG	YPG	TD	LG
2010	13	1	23	23.0	1.8	0	23
2011	13	1	9	9.0	0.7	0	9
2012	1	0	0	0.0	0.0	0	-
TOTAL	27	2	32	16.0	1.2	0	23

SCHEELHAASE PASSING GAME-BY-GAME

2012	ATT	CMP	INT	YDS	TD	LG
WMU	18	11	1	126	1	64
@ASU						
CSU						
LT						
PSU						
@WIS						
@MICH						
IND						
@OSU						
MINN						
PUR						
@NW						

2011	ATT	CMP	INT	YDS	TD	LG
ARK ST	23	16	0	267	2	72
SDSU	8	6	0	102	0	34
ASU	15	11	1	135	1	45
WMU	20	14	1	133	1	39
NU	32	21	1	391	3	50
IND	22	12	0	210	3	77
OSU	34	20	2	159	1	21
PUR	35	22	0	217	0	20
PSU	16	9	0	63	1	20
MICH	31	16	1	170	0	32
WIS	19	15	1	99	0	18
MINN	6	4	0	15	0	7
UCLA*	30	18	1	139	1	60

SIU	18	14	0	229	2	54
NIU	16	8	0	70	0	14
OSU	22	12	1	109	0	29
@PSU	19	15	0	151	1	32
@MSU	27	15	3	141	0	39
IND	21	13	0	123	2	29
PUR	20	16	0	195	4	26
@MICH	25	14	0	211	3	33
MINN	21	10	0	172	2	38
NW	13	6	1	40	1	11
@FS	16	5	0	61	1	23
BU*	23	18	0	242	0	52
*Texas Bowl						

SCHEELHAASE RUSHING/RECEIVING GAME-BY-GAME

2012	CAR-YDS	TD	LG	REC-YDS	TD	LG
WMU	7-21	1	11	0-0	0	0
@ASU						
CSU						
LT						
PSU						
@WIS						
@MICH						
IND						
@OSU						
MINN						
PUR						
@NW						

2011	CAR-YDS	TD	LG	REC-YDS	TD	LG
ARK ST	12-24	0	16	0-0	0	--
SDSU	9-93	2	23	0-0	0	--
ASU	18-67	0	15	0-0	0	--
WMU	17-40	0	8	0-0	0	--
NU	20-70	1	22	0-0	0	--
IND	18-88	1	27	0-0	0	--
OSU	16-49	0	13	0-0	0	--
PUR	13-22	1	17	0-0	0	--
PSU	14-89	0	19	0-0	0	--
MICH	16-14	1	13	0-0	0	--
WIS	8-28	0	15	0-0	0	--
MINN	8-29	0	5	0-0	0	--
UCLA*	22-110	0	37	1-9	0	9

*Kraft Fight Hunger Bowl

2010	CAR-YDS	TD	LG	REC-YDS	TD	LG
MU	16-76	0	20	0-0	0	0
SIU	8-13	0	7	0-0	0	0
NIU	16-115	1	28	0-0	0	0
OSU	11-12	1	7	1-23	0	23
@PSU	8-61	0	28	0-0	0	0
@MSU	7-11	0	13	0-0	0	0
IND	6-45	0	25	0-0	0	0
PUR	21-118	0	13	0-0	0	0
@MICH	21-101	1	14	0-0	0	0
MINN	19-35	0	14	0-0	0	0
NW	19-97	0	21	0-0	0	0
@FS	24-131	1	46	0-0	0	0
BU*	9-53	1	55	0-0	0	0

*Texas Bowl

94 AKEEM SPENCE

DL, 6-1, 305, JR.

FT. WALTON BEACH, FLA. / FT. WALTON BEACH

- Outland Trophy Preseason Watch List
- Rotary Lombardi Award Preseason Watch List
- Phil Steele Preseason All-Big Ten (Second Team)

2012: Recorded a half-sack and half-TFL to go along with three tackles in season-opening win over Western Michigan.

Complete bio information can be found in the 2012 Record Book or at <http://www.fightingillini.com>.

CAREER HIGHS

Tackles: 9, twice (last vs. Michigan, 11/12/11)
Solos: 4, twice (last at Michigan, 11/6/10)
QB Sacks: 1 vs. Southern Illinois, 9/11/10
QB Hurry: 1, three times (last vs. South Dakota State, 9/10/11)
TFL: 1, six times (last vs. Penn State, 10/29/11)
Fumble Recovery: 1, twice (last time vs. Purdue, 10/22/11)
Forced Fumble: 1 vs. Purdue 10/22/11

DEFENSIVE STATISTICS

YEAR	G	ST	AT	TOT	TFL-YDS	QBS-YDS	INT-YDS	PBU	QBH	FF-FR
2010	13	15	30	45	4.0-8	1.0-2	0-0	0	2	0-1
2011	13	18	51	69	5.5-16	1.5-8	0-0	0	1	1-1
2012	1	2	1	3	0.5-5	0.5-5	0-0	0	0	0-0
TOTAL	27	35	82	117	10.0-29	3.0-15	0-0	0	3	1-2

A. SPENCE GAME-BY-GAME

2012	UA	AS	TOT	TFL-YDS	QBS-YDS	INT-YDS	PBU	QBH	FF-FR
WMU	2	1	3	0.5-5	0.5-5	0-0	0	0	0-0
@ASU									
CSU									
LT									
PSU									
@WIS									
@MICH									
IND									
@OSU									
MINN									
PUR									
@NW									

2011	UA	AS	TOT	TFL-YD	QBS-YD	QBH	FF-FR
ARK ST	1	2	3	0-0	0-0	0	0-0
SDSU	1	2	3	1.0-1	0-0	1	0-0
ASU	1	3	4	0.5-3	0.5-3	0	0-0
WMU	1	2	3	0-0	0-0	0	0-0
NU	2	7	9	0-0	0-0	0	0-0
IND	2	3	5	0-0	0-0	0	0-0
OSU	0	5	5	1.0-5	0.5-3	0	0-0
PUR	1	7	8	1.0-2	0-0	0	1-1
PSU	1	5	6	1.0-1	0-0	0	0-0
MICH	3	6	9	0.5-2	0-0	0	0-0
WIS	1	4	5	0-0	0-0	0	0-0
MINN	4	3	7	0-0	0-0	0	0-0
UCLA*	0	2	2	0.5-2	0.5-2	0	0-0

*Kraft Fight Hunger Bowl

2010	UA	AS	TOT	TFL-YD	QBS-YD	QBH	FF-FR
MU	0	2	2	0-0	0-0	0	0-0
SIU	2	0	2	1-2	1-2	0	0-0
NIU	0	2	2	0-0	0-0	0	0-0
OSU	1	6	7	0.5-1	0-0	0	0-0
@PSU	0	5	5	0-0	0-0	0	0-0
@MSU	0	3	3	1-2	0-0	1	0-0
IND	1	2	3	0-0	0-0	0	0-0
PUR	4	4	8	0.5-1	0-0	0	0-0
@MICH	4	2	6	0-0	0-0	0	0-0
MINN	1	2	3	1-2	0-0	0	0-0
NW	2	1	3	0-0	0-0	1	0-0
@FS	0	1	1	0-0	0-0	0	0-0
BU*	0	0	0	0-0	0-0	0	0-1

*Texas Bowl

27 EATON SPENCE

DB, 6-0, 180, r-FR.

BELLE GLADE, FLA. / GLADES DAY

2012: Recorded two tackles in his Illini debut, a season-opening win over Western Michigan.

Complete bio information can be found in the 2012 Record Book or at <http://www.fightingillini.com>.

CAREER HIGHS

Tackles: - 2 vs. Western Michigan, 9/1/12
Solos: - 1 vs. Western Michigan, 9/1/12
TFL: -
QB Sacks: -
INT: -
PBU: -
QBH: -
FF: -
FR: -

DEFENSIVE STATISTICS

YEAR	G	ST	AT	TOT	TFL-YDS	QBS-YDS	INT-YDS	PBU	QBH	FF-FR
2012	1	1	1	2	0-0	0-0	0-0	0	0	0-0

E. SPENCE GAME-BY-GAME

2012	UA	AS	TOT	TFL-YDS	QBS-YDS	INT-YDS	PBU	QBH	FF-FR
WMU	1	1	2	0-0	0-0	0-0	0	0	0-0
@ASU									
CSU									
LT									
PSU									
@WIS									
@MICH									
IND									
@OSU									
MINN									
PUR									
@NW									

54 JUSTIN STAPLES

DL, 6-4, 240, SR.

LAKEWOOD, OHIO / ST. EDWARD

2012: Did not play in season-opener against Western Michigan (suspension).

Complete bio information can be found in the 2012 Record Book or at <http://www.fightingillini.com>.

CAREER HIGHS

Tackles: 6 vs. Northern Illinois, 9/18/10
Solos: 2, twice (last time vs. Indiana, 10/23/10)
Forced Fumble: 1, twice (last time vs. Indiana, 10/23/10)
Fumble Recovered: 1 at Ohio State, 9/26/09
QB Sacks: 1, twice (last time vs. Indiana, 10/8/11)
QB Hurry: 1 at Michigan State, 10/16/10
TFL: 2 vs. Indiana, 10/23/10
PBU: 1, three times (last time vs. Western Michigan, 9/24/11)

DEFENSIVE STATISTICS

YEAR	G	ST	AT	TOT	TFL-YDS	QBS-YDS	INT-YDS	PBU	QBH	FF-FR
2009	11	0	0	0	0-0	0-0	0-0	0	0	0-1
2010	13	11	15	26	4.5-15	1.0-11	0-0	1	1	2-0
2011	13	4	12	16	1.0-2	1.0-2	0-0	2	0	0-0
2012	0	0	0	0	0-0	0-0	0-0	0	0	0-0
TOTAL	37	15	27	42	5.5-17	2.0-13	0-0	3	1	2-1

STAPLES GAME-BY-GAME

2012	UA	AS	TOT	TFL-YDS	QBS-YDS	INT-YDS	PBU	QBH	FF-FR
WMU									
@ASU									
CSU									
LT									
PSU									
@WIS									
@MICH									
IND									
@OSU									
MINN									
PUR									
@NW									

2011	UA	AS	TOT	TFL-YDS	QBS-YDS	QBH	FF-FR
ARK ST	1	1	2	0-0	0-0	0	0-0
SDSU	0	1	1	0-0	0-0	0	0-0
ASU	0	2	2	0-0	0-0	0	0-0
WMU	0	2	2	0-0	0-0	0	0-0
NU	0	1	1	0-0	0-0	0	0-0
IND	1	0	1	1.0-2	1.0-2	0	0-0
OSU	0	0	0	0-0	0-0	0	0-0
PUR	1	0	1	0-0	0-0	0	0-0
PSU	1	0	1	0-0	0-0	0	0-0
MICH	0	2	2	0-0	0-0	0	0-0
WIS	0	1	1	0-0	0-0	0	0-0
MINN	0	2	2	0-0	0-0	0	0-0
UCLA*	0	0	0	0-0	0-0	0	0-0

*Kraft Fight Hunger Bowl

2010	UA	AS	TOT	TFL-YD	QBS-YD	QBH	FF-FR
MU	2	1	3	0-0	0-0	0	0-0
SIU	1	0	1	1.0-11	1.0-11	0	1-0
NIU	1	5	6	0-0	0-0	0	0-0
OSU	0	1	1	0-0	0-0	0	0-0
@PSU	0	2	2	0-0	0-0	0	0-0
@MSU	0	0	0	0-0	0-0	1	0-0
IND	2	1	3	2-3	0-0	0	1-0
PUR	1	2	3	1.5-1	0-0	0	0-0
@MICH	1	0	1	0-0	0-0	0	0-0
MINN	0	2	2	0-0	0-0	0	0-0
NW	1	0	1	0-0	0-0	0	0-0
@FS	1	0	1	0-0	0-0	0	0-0
BU*	1	1	2	0-0	0-0	0	0-0

*Texas Bowl

2009	UA	AS	TOT	TFL-YD	QBS-YD	QBH	FF-FR
ISU	0	0	0	0-0	0-0	0	0-0
@OSU	0	0	0	0-0	0-0	0	0-1
PSU	0	0	0	0-0	0-0	0	0-0
@IND	0	0	0	0-0	0-0	0	0-0
@PUR	0	0	0	0-0	0-0	0	0-0
MICH	0	0	0	0-0	0-0	0	0-0
@MINN	0	0	0	0-0	0-0	0	0-0
NW	0	0	0	0-0	0-0	0	0-0
@CIN	0	0	0	0-0	0-0	0	0-0
FS	0	0	0	0-0	0-0	0	0-0

34 MIKE SVETINA

CAREER HIGHS

Tackles: -
Solos: -
TFL: -
QB Sacks: -
INT: -
PBU: -
QBH: -
FF: -
FR: -

DEFENSIVE STATISTICS

YEAR	G	ST	AT	TOT	TFL-YDS	QBS-YDS	INT-YDS	PBU	QBH	FF-FR
2012	1	0	0	0	0-0	0-0	0-0	0	0	0-0

SVETINA GAME-BY-GAME

2012	UA	AS	TOT	TFL-YDS	QBS-YDS	INT-YDS	PBU	QBH	FF-FR
WMU	0	0	0	0-0	0-0	0-0	0	0	0-0

@ASU
CSU
LT
PSU
@WIS
@MICH
IND
@OSU
MINN
PUR
@NW

44 AUSTIN TEITSMA

DL, 6-2, 280, So.

GLEN ELLYN, ILL. / GLENBARD SOUTH

2012: Played but did not record and stats in season-opening win over Western Michigan.

Complete bio information can be found in the 2012 Record Book or at <http://www.fightingillini.com>.

CAREER HIGHS

Tackles: 2 vs. Michigan, 11/12/11
Solos: 2 vs. Michigan, 11/12/11
QB Sacks: 0.5 vs. South Dakota State, 9/10/11
TFL: 0.5 vs. Arkansas State, 9/3/11

DEFENSIVE STATISTICS

YEAR	G	ST	AT	TOT	TFL-YDS	QBS-YDS	INT-YDS	PBU	QBH	FF-FR
2011	7	2	1	3	0.5-2	0.5-2	0-0	0	0	0-0
2012	1	0	0	0	0-0	0-0	0-0	0	0	0-0
TOTAL	8	2	1	3	0.5-2	0.5-2	0-0	0	0	0-0

TEITSMA GAME-BY-GAME

2012	UA	AS	TOT	TFL-YDS	QBS-YDS	INT-YDS	PBU	QBH	FF-FR
WMU	0	0	0	0-0	0-0	0-0	0	0	0-0

@ASU
CSU
LT
PSU
@WIS
@MICH
IND
@OSU
MINN
PUR
@NW

2011	UA	AS	TOT	TFL-YDS	QBS-YDS	PBU	FF-FR
ARK ST				DNP			
SDSU	0	1	1	0.5-2	0-0	0	0-0
ASU				DNP			
WMU				DNP			
NU				DNP			
IND				DNP			
OSU	0	0	0	0-0	0-0	0	0-0
PUR	0	0	0	0-0	0-0	0	0-0
PSU	0	0	0	0-0	0-0	0	0-0
MICH	2	0	2	0-0	0-0	0	0-0
WIS	0	0	0	0-0	0-0	0	0-0
MINN				DNP			
UCLA*	0	0	0	0-0	0-0	0	0-0

*Kraft Fight Hunger Bowl

9 EARNEST THOMAS III

DB, 6-2, 210, So.

ORCHARD LAKE, MICH. / ST. MARY'S

2012: Grabbed his first-career interception and forced a fumble for the first time in his career to go along with a career-high six tackles in the win over Western Michigan.

Complete bio information can be found in the 2012 Record

Book or at <http://www.fightingillini.com>.

CAREER HIGHS

Tackles: 6 vs. Western Michigan, 9/1/12
Solos: 4 vs. Western Michigan, 9/1/12
QB Sacks: -
TFL: -
PBU: -
Interceptions: 1 vs. Western Michigan, 9/1/12
Forced Fumbles: 1 vs. Western Michigan, 9/1/12

DEFENSIVE STATISTICS

YEAR	G	ST	AT	TOT	TFL-YDS	QBS-YDS	INT-YDS	PBU	QBH	FF-FR
2011	8	1	5	6	0-0	0-0	0-0	0	0	0-0
2012	1	4	2	6	0-0	0-0	1-0	0	0	1-0
TOTAL	9	5	7	12	0-0	0-0	1-0	0	0	1-0

THOMAS GAME-BY-GAME

2012	UA	AS	TOT	TFL-YDS	QBS-YDS	INT-YDS	PBU	QBH	FF-FR
WMU	4	2	6	0-0	0-0	1-0	0	0	1-0

@ASU
CSU
LT
PSU
@WIS
@MICH
IND
@OSU
MINN
PUR
@NW

2011	UA	AS	TOT	TFL-YDS	QBS-YDS	QBH	FF-FR
ARK ST	0	1	1	0-0	0-0	0	0-0
SDSU	0	2	2	0-0	0-0	0	0-0
ASU	0	0	0	0-0	0-0	0	0-0
WMU	0	1	1	0-0	0-0	0	0-0
NU	0	1	1	0-0	0-0	0	0-0
IND	1	0	1	0-0	0-0	0	0-0
OSU	0	0	0	0-0	0-0	0	0-0
PUR	0	0	0	0-0	0-0	0	0-0
PSU				DNP			
MICH				DNP			
WIS				DNP			
MINN				DNP			
UCLA*	0	0	0	0-0	0-0	0	0-0

*Kraft Fight Hunger Bowl

72 HUGH THORNTON

OL, 6-5, 310, SR.

OBERLIN, OHIO / OBERLIN

2012: Started at left tackle and played every offensive snap in season-opening win over Western Michigan.

Complete bio information can be found in the 2012 Record Book or at <http://www.fightingillini.com>.

83 EDDIE VILIUNAS

TE, 6-4, 255, SR.

LAGRANGE PARK, ILL. / LYONS TOWNSHIP

2012: Recorded 12 receiving yards on one catch in season-opening win over Western Michigan.

Complete bio information can be found in the 2012 Record Book or at <http://www.fightingillini.com>.

VILIUNAS RECEIVING STATISTICS

YEAR	G	NO	YDS	AVG	YPG	TD	LG
2011	13	4	61	15.2	4.7	0	39
2012	1	1	12	12.0	12.0	0	12
TOTAL	14	5	73	14.6	2.8	0	39

VILIUNAS GAME-BY-GAME (RUSHING/RECEIVING)

2012	CAR-YDS	TD	LG	REC-YDS	TD	LG
WMU	0-0	0	-	1-12	0	12

@ASU
CSU
LT
PSU
@WIS
@MICH
IND
@OSU
MINN
PUR
@NW

2011 (REC)	REC	YDS	TD	LG
ARK ST	0	0	0	--
SDSU	0	0	0	--
ASU	0	0	0	--
WMU	1	39	0	39
NU	0	0	0	--
IND	0	0	0	--
OSU	0	0	0	--
PUR	0	0	0	--
PSU	0	0	0	--
MICH	1	7	0	7
WIS	0	0	0	--
MINN	0	0	0	--
UCLA*	2	15	0	9

*Kraft Fight Hunger Bowl

25 ASHANTE WILLIAMS

STAR, 5-11, 205, SR.

MAYFIELD, OHIO / MAYFIELD

2012: Returned an interception 60-yards for a touchdown in win over Western Michigan, marking both the first TD and first interception of his career ... Recorded a team-high and career-high nine tackles against WMU.

Complete bio information can be found in the 2012 Record Book or at <http://www.fightingillini.com>.

CAREER HIGHS

Tackles: 9 vs. Western Michigan, 9/1/12
Solos: 4, twice (last at Minnesota, 11/26/11)
Interceptions: 1 vs. Western Michigan, 9/1/12
Interception Return Yards: 60 vs. Western Michigan, 9/1/12
Touchdowns: 1 vs. Western Michigan, 9/1/12
PBU: 1, 5x (last vs. Western Michigan, 9/1/12)
Forced Fumble: 1, vs. UCLA, 12/31/11
KO Returns: 1 vs. Indiana, 10/23/10
KO Return Yards: 4 vs. Indiana, 10/23/10
Long KO Return: 4 vs. Indiana, 10/23/10

DEFENSIVE STATISTICS

YEAR	G	ST	AT	TOT	TFL-YDS	QBS-YDS	INT-YDS	PBU	QBH	FF-FR
2009	8	6	3	9	0-0	0-0	0-0	2	1	0-0
2010	13	12	7	19	0-0	0-0	0-0	1	0	0-0
2011	10	9	12	21	0-0	0-0	0-0	1	0	1-0
2012	1	3	6	9	0-0	0-0	1-60	1	0	0-0
TOTAL	32	30	28	58	0-0	0-0	1-60	5	1	1-0

WILLIAMS GAME-BY-GAME

2012	UA	AS	TOT	TFL-YDS	QBS-YDS	INT-YDS	PBU	QBH	FF-FR
WMU	3	6	9	0-0	0-0	1-60	1	0	0-0

@ASU
CSU
LT
PSU
@WIS
@MICH
IND
@OSU
MINN
PUR
@NW

2011	UA	AS	TOT	TFL-YDS	INT-YD	PBU	FF-FR
ARK ST				DNP - Suspended			
SDSU				DNP - Suspended			
ASU				DNP - Suspended			
WMU	0	0	0	0-0	0-0	1	0-0
NU	1	1	2	0-0	0-0	0	0-0
IND	2	0	2	0-0	0-0	0	0-0
OSU	0	1	1	0-0	0-0	0	0-0
PUR	0	0	0	0-0	0-0	0	0-0
PSU	0	0	0	0-0	0-0	0	0-0
MICH	0	2	2	0-0	0-0	0	0-0
WIS	1	5	6	0-0	0-0	0	0-0
MINN	4	2	6	0-0	0-0	0	0-0
UCLA*	1	1	2	0-0	0-0	0	1-0

*Kraft Fight Hunger Bowl

2010	UA	AS	TOT	TFL-YD	INT-YD	PBU	FF-FR
MU	0	3	3	0-0	0-0	0	0-0
SIU	4	1	5	0-0	0-0	0	0-0
NIU	1	1	2	0-0	0-0	0	0-0
OSU	2	0	2	0-0	0-0	0	0-0
@PSU	0	0	0	0-0	0-0	0	0-0
@MSU	0	0	0	0-0	0-0	0	0-0
IND	0	0	0	0-0	0-0	0	0-0
PUR	3	0	3	0-0	0-0	1	0-0
@MICH	1	1	2	0-0	0-0	0	0-0
MINN	0	1	1	0-0	0-0	0	0-0
NW	0	0	0	0-0	0-0	0	0-0
@FS	1	0	1	0-0	0-0	0	0-0
BU*	0	0	0	0-0	0-0	0	0-0

*Texas Bowl

2009	UA	AS	TOT	TFL-YD	INT-YD	PBU	FF-FR
MU	0	0	0	0-0	0-0	0	0-0
@OSU	0	0	0	0-0	0-0	0	0-0
PSU	1	2	3	0-0	0-0	0	0-0
MSU	2	0	2	0-0	0-0	1	0-0
@IND	1	0	1	0-0	0-0	1	0-0
@PUR	1	0	1	0-0	0-0	0	0-0
UM	1	1	2	0-0	0-0	0	0-0
FS	0	0	0	0-0	0-0	0	0-0

89 EVAN WILSON

TE, 6-6, 250, JR.
WOODSTOCK, GA. / WOODSTOCK

2012: Saw action but did not record any stats in season-opening win over Western Michigan.

Complete bio information can be found in the 2012 Record Book or at <http://www.fightingillini.com>.

CAREER HIGHS

Receptions: 3, twice (last time vs. Western Michigan, 9/24/11)
Long Reception: 36 vs. Northwestern, 10/1/11
Receiving Yards: 36 vs. Northwestern, 10/1/11
Touchdowns: 1, four times (last time vs. Ohio State, 10/15/11)
Tackles: 1 at Michigan State, 10/16/10
Solos: 1 at Michigan State, 10/16/10

RECEIVING STATISTICS

YEAR	G	NO	YDS	AVG	YPG	TD	LG
2010	13	10	135	13.5	10.4	2	34
2011	13	9	89	9.9	6.8	3	36
2012	1	0	0	0.0	0.0	0	--
TOTAL	27	19	224	11.8	8.6	5	36

WILSON GAME-BY-GAME (RUSHING/RECEIVING)

2012	CAR-YDS	TD	LG	REC-YDS	TD	LG
WMU	0-0	0	-	0-0	0	-
@ASU						
CSU						
LT						
PSU						
@WIS						
@MICH						
IND						
@OSU						
MINN						
PUR						
@NW						

2011 (REC)	REC	YDS	TD	LG
ARK ST	0	0	0	--
SDSU	1	8	1	8
ASU	0	0	0	--
WMU	3	33	1	11
NU	1	36	0	36
IND	0	0	0	--
OSU	1	3	1	3
PUR	1	2	0	2
PSU	0	0	0	--
MICH	0	0	0	--
WIS	2	7	0	6
MINN	0	0	0	--
UCLA*	0	0	0	--

*Kraft Fight Hunger Bowl

2010 (REC)	CAR-YDS	TD	LG	REC-YDS	TD	LG
MU	0-0	0	0	0-0	0	0
SIU	0-0	0	0	1-34	0	34
NIU	0-0	0	0	0-0	0	0
OSU	0-0	0	0	0-0	0	0
@PSU	0-0	0	0	2-8	1	4
@MSU	0-0	0	0	0-0	0	0
IND	0-0	0	0	1-29	1	29
PUR	0-0	0	0	3-20	0	10
@MICH	0-0	0	0	1-14	0	14
MINN	0-0	0	0	0-0	0	0
NW	0-0	0	0	1-5	0	5
@FS	0-0	0	0	0-0	0	0
BU*	0-0	0	0	1-25	0	0

*Texas Bowl

90 DEJAZZ WOODS

DL, 6-3, 255, SO.
TAMPA, FLA. / ROBINSON

2012: Did not play in season-opener against Western Michigan.

Complete bio information can be found in the 2012 Record Book or at <http://www.fightingillini.com>.

CAREER HIGHS

Tackles: 2 vs. South Dakota State, 9/10/11
QB Sacks: 0.5 vs. South Dakota State, 9/10/11
TFL: 1 vs. Arkansas State, 9/3/11

DEFENSIVE STATISTICS

YEAR	G	ST	AT	TOT	TFL-YDS	QBS-YDS	INT-YDS	PBU	QBH	FF-FR
2011	1	0	2	2	1.0-4	0.5-3	0-0	0	0	0-0
2012					Has not played in 2012					
TOTAL	1	0	2	2	1.0-4	0.5-3	0-0	0	0	0-0

WOODS GAME-BY-GAME

2011	UA	AS	TOT	TFL-YD	QBS-YD	QBH	FF-FR
ARK ST				DNP			
SDSU	0	2	2	1.0-4	0.5-3	0	0-0
ASU				DNP			
WMU				DNP			
NU				DNP			
IND				DNP			
OSU				DNP			
PUR				DNP			
PSU				DNP			
MICH				DNP			
WIS				DNP			
MINN				DNP			
UCLA*				DNP			

*Kraft Fight Hunger Bowl

5 DONOVONN YOUNG

RB, 6-0, 220, SO.
HOUSTON, TEXAS / KATY

2012: Had team-highs in touches (17) and receptions (6) in season-opening win over Western Michigan.

Complete bio information can be found in the 2012 Record Book or at <http://www.fightingillini.com>.

CAREER HIGHS

Carries: 12, three times (last vs. UCLA, 12/31/11)
Rushing Yards: 100 vs. Western Michigan, 9/24/11
Rushing TDs: 2, twice (last time vs. Wisconsin, 11/19/11)
Long Run: 59 vs. Western Michigan, 9/24/11
Receptions: 2, twice (last vs. UCLA, 12/31/11)
Receiving Yards: 9 vs. Ohio State, 10/15/11
Long Reception: 8 vs. Ohio State, 10/15/11

RUSHING STATISTICS

YEAR	G	ATT	YDS	AVG	YPG	TD	LG
2011	12	87	451	5.2	37.6	6	59
2012	1	11	2	0.2	2.0	0	12
TOTAL	13	98	453	4.6	34.8	6	59

RECEIVING STATISTICS

YEAR	G	NO	YDS	AVG	YPG	TD	LG
2011	12	8	15	1.9	1.2	0	8
2012	1	6	24	4.0	24.0	0	12
TOTAL	13	14	39	2.8	3.0	0	12

YOUNG GAME-BY-GAME (RUSHING/RECEIVING)

2012	CAR-YDS	TD	LG	REC-YDS	TD	LG
WMU	11-2	0	4	6-24	0	12
@ASU						
CSU						
LT						
PSU						
@WIS						
@MICH						
IND						
@OSU						
MINN						
PUR						
@NW						

2011	CAR-YDS	TD	LG	REC-YDS	TD	LG
ARK ST	6-39	0	24	0-0	0	--
SDSU	7-65	2	41	1-2	0	2
ASU	2-8	0	6	0-0	0	--
WMU	12-100	1	59	1-5	0	5
NU	8-29	1	14	0-0	0	--
IND	12-73	0	17	1- (-1)	0	-1
OSU	8-13	0	6	2-9	0	8
PUR	7-32	0	9	0-0	0	--

PSU	5-4	0	2	0-0	0	--
MICH	0-0	0	0	1-0	0	1
WIS	8-43	2	22	0-0	0	--
MINN		DNP - Injured				
UCLA*	12-45	0	19	2-(-1)	0	0

*Kraft Fight Hunger Bowl

26 TAYLOR ZALEWSKI

PK, 6-3, 200, r-FR.
ORLAND PARK, ILL. / CARL SANDBURG

2012: Kicked off five times for 317 total yards, including three touchbacks, in season-opening win over Western Michigan.

Complete bio information can be found in the 2012 Record Book or at <http://www.fightingillini.com>.

CAREER HIGHS

FG Made: -
FG Attempts: -
PAT Made: -
PAT Attempts: -
Points: -
Long Field Goal: -
Kickoffs: 5 vs. Western Michigan, 9/1/12
Yards: 317 vs. Western Michigan, 9/1/12
Average: 63.4 vs. Western Michigan, 9/1/12
Touchbacks: 3 vs. Western Michigan, 9/1/12
Tackles: -

KICKOFF STATISTICS

YEAR	G	NO	YDS	AVG	TB	RT	RT YDS	YPR
2012	1	5	317	63.4	3	0	0	0.0

KICKOFF GAME-BY-GAME

2012	KO	YDS	AVG	TB	RT	RT YDS	YPR
WMU	5	317	63.4	3	2	39	19.5
@ASU							
CSU							
LT							
PSU							
@WIS							
@MICH							
IND							
@OSU							
MINN							
PUR							
@NW							



2012 Illinois Football
Illinois Combined Team Statistics (as of Sep 01, 2012)
All games



Date	Opponent	Score	Att.						
Sep 01, 2012	WESTERN MICHIGAN	W 24-7	43441						
Rushing									
	gp	att	gain	loss	net	avg	td	lg	avg/g
Davis, Jon	1	6	54	0	54	9.0	0	17	54.0
Ferguson, Josh	1	11	39	1	38	3.5	0	12	38.0
Scheelhaase, Nathan	1	7	23	2	21	3.0	1	11	21.0
Osei, Miles	1	3	8	0	8	2.7	0	5	8.0
O'Toole, Reilly	1	2	3	0	3	1.5	0	2	3.0
Young, Donovan	1	11	11	9	2	0.2	0	4	2.0
Lankford, Ryan	1	1	0	11	-11	-11.0	0	0	-11.0
Total	1	41	138	23	115	2.8	1	17	115.0
Opponents	1	19	44	50	-6	-0.3	0	15	-6.0
Passing									
	gp	effic	comp-att-int		pct	yds	td	lg	avg/g
Scheelhaase, Nathan	1	127.13	11-18-1		61.1	126	1	64	126.0
O'Toole, Reilly	1	86.27	2-3-0		66.7	7	0	7	7.0
Total	1	121.30	13-21-1		61.9	133	1	64	133.0
Opponents	1	101.19	28-47-3		59.6	265	1	25	265.0
Receiving									
	gp	no.	yds	avg	td	lg	avg/g		
Young, Donovan	1	6	24	4.0	0	12	24.0		
Harris, Spencer	1	3	19	6.3	0	8	19.0		
Lankford, Ryan	1	1	64	64.0	1	64	64.0		
Viliunas, Eddie	1	1	12	12.0	0	12	12.0		
Millines, Darius	1	1	9	9.0	0	9	9.0		
Ferguson, Josh	1	1	5	5.0	0	5	5.0		
Total	1	13	133	10.2	1	64	133.0		
Opponents	1	28	265	9.5	1	25	265.0		
Field Goals									
	fg	pct.	01-19	20-29	30-39	40-49	50-99	lg	blk
Immekus, Nick	1-2	50.0	0-0	0-0	0-0	1-2	0-0	43	0
Scoring									
	td	fg	PAT				dxp	saf	pts
			kick	rush	rcv	pass			
Lankford, Ryan	1	-	-	-	-	-	-	-	6
Immekus, Nick	-	1-2	3-3	-	-	-	-	-	6
Scheelhaase, Nathan	1	-	-	-	-	-	-	-	6
Williams, Ashante	1	-	-	-	-	-	-	-	6
Total	3	1-2	3-3	-	-	-	-	-	24
Opponents	1	0-2	1-1	-	-	-	-	-	7
Score by Quarters									
	1st	2nd	3rd	4th	OT	Total			
Illinois	10	7	0	7	0	24			
Opponents	0	0	7	0	0	7			

Record:	Overall	Home	Away	Neutral
All games	1-0	1-0	0-0	0-0
Conference	0-0	0-0	0-0	0-0
Non-Conference	1-0	1-0	0-0	0-0
Team Statistics				ILL OPP
FIRST DOWNS				13 13
Rushing				6 2
Passing				5 11
Penalty				2 0
RUSHING YARDAGE				115 -6
Rushing Attempts				41 19
Average Per Rush				2.8 -0.3
Average Per Game				115.0 -6.0
TDs Rushing				1 0
PASSING YARDAGE				133 265
Comp-Att-Int				13-21-1 28-47-3
Average Per Pass				6.3 5.6
Average Per Catch				10.2 9.5
Average Per Game				133.0 265.0
TDs Passing				1 1
TOTAL OFFENSE				248 259
Average Per Play				4.0 3.9
Average Per Game				248.0 259.0
KICK RETURNS: #-Yards				0-0 2-39
PUNT RETURNS: #-Yards				1-1 3-31
INT RETURNS: #-Yards				3-60 1-0
FUMBLES-LOST				0-0 6-1
PENALTIES-Yards				5-30 6-39
PUNTS-AVG				8-43.8 7-39.1
TIME OF POSSESSION/Game				35:02 24:58
3RD-DOWN Conversions				5/16 6/17
4TH-DOWN Conversions				0/0 0/1

Interceptions	no.	yds	avg	td	lg
Buchanan, Michael	1	0	0.0	0	0
Williams, Ashante	1	60	60.0	1	60
Thomas, Earnest	1	0	0.0	0	0


Punting	no.	yds	avg	lg	tb	fc	i20	50+	blk
DuVernois, Justin	8	350	43.8	72	1	1	2	2	0

Punt Returns	no.	yds	avg	td	lg
Davis, Tommy	1	1	1.0	0	1
Total	1	1	1.0	0	1
Opponents	3	31	10.3	0	19

Kick Returns	no.	yds	avg	td	lg
Total	0	0	0.0	0	0
Opponents	2	39	19.5	0	22

All Purpose	g	rush	rcv	pr	kr	ir	total	avg/g
Williams, Ashant	1	0	0	0	0	60	60	60.0
Davis, Jon	1	54	0	0	0	0	54	54.0
Lankford, Ryan	1	-11	64	0	0	0	53	53.0
Ferguson, Josh	1	38	5	0	0	0	43	43.0
Young, Donovan	1	2	24	0	0	0	26	26.0
Total	1	115	133	1	0	60	309	309.0
Opponents	1	-6	265	31	39	0	329	329.0

Total Offense	g	plays	rush	pass	total	avg/g
Scheelhaase, Nathan	1	25	21	126	147	147.0
Davis, Jon	1	6	54	0	54	54.0
Ferguson, Josh	1	11	38	0	38	38.0
O'Toole, Reilly	1	5	3	7	10	10.0
Osei, Miles	1	3	8	0	8	8.0
Total	1	62	115	133	248	248.0
Opponents	1	66	-6	265	259	259.0



2012 Illinois Football
Illinois Overall Individual Statistics (as of Sep 01, 2012)
All games



##	Defensive Leaders	gp	Tackles				Sacks no-yds	Pass defense			Fumbles		blkd	
			ua	a	tot	tfl/yds		int-yds	brup	qbh	rcv-yds	ff	kick	saf
25	Williams, Ashante	1	3	6	9	.	.	1-60	1
26	Green, Justin	1	3	3	6
45	Brown, Jonathan	1	3	3	6	0.5-4	0.5-4	.	1	.	1-0	1	.	.
9	Thomas, Earnest	1	4	2	6	.	.	1-0	.	.	.	1	.	.
30	Bates, Houston	1	2	3	5	1	.	.
1	Hawthorne, Terry	1	3	2	5	1.0-3	.	.	1
59	Kynard, Tim	1	1	3	4	1.0-2
4N	Nixon-Youman,Patrick	1	3	.	3
94	Spence, Akeem	1	2	1	3	0.5-5	0.5-5
21	Ramsey, Jack	1	2	.	2	.	.	.	1
99	Buchanan, Michael	1	2	.	2	2.0-11	1.0-10	1-0	1	2
27	Spence, Eaton	1	1	1	2
58	Nelson, Kenny	1	1	.	1
41	Becker, Zach	1	.	1	1
84	Hardee, Justin	1	1	.	1
Total		1	33	28	61	5-25	2-19	3-60	5	2	1-0	4	.	.
Opponents		1	29	50	79	6-23	0-0	1-0	5	2



2012 Illinois Football
Illinois Overall Team Statistics (as of Sep 01, 2012)
All games



Team Statistics	ILL	OPP
SCORING	24	7
Points Per Game	24.0	7.0
FIRST DOWNS	13	13
Rushing	6	2
Passing	5	11
Penalty	2	0
RUSHING YARDAGE	115	-6
Yards gained rushing	138	44
Yards lost rushing	23	50
Rushing Attempts	41	19
Average Per Rush	2.8	-0.3
Average Per Game	115.0	-6.0
TDs Rushing	1	0
PASSING YARDAGE	133	265
Comp-Att-Int	13-21-1	28-47-3
Average Per Pass	6.3	5.6
Average Per Catch	10.2	9.5
Average Per Game	133.0	265.0
TDs Passing	1	1
TOTAL OFFENSE	248	259
Total Plays	62	66
Average Per Play	4.0	3.9
Average Per Game	248.0	259.0
KICK RETURNS: #-Yards	0-0	2-39
PUNT RETURNS: #-Yards	1-1	3-31
INT RETURNS: #-Yards	3-60	1-0
KICK RETURN AVERAGE	0.0	19.5
PUNT RETURN AVERAGE	1.0	10.3
INT RETURN AVERAGE	20.0	0.0
FUMBLES-LOST	0-0	6-1
PENALTIES-Yards	5-30	6-39
Average Per Game	30.0	39.0
PUNTS-Yards	8-350	7-274
Average Per Punt	43.8	39.1
Net punt average	36.8	39.0
KICKOFFS-Yards	5-317	2-130
Average Per Kick	63.4	65.0
Net kick average	42.2	40.0
TIME OF POSSESSION/Game	35:02	24:58
3RD-DOWN Conversions	5/16	6/17
3rd-Down Pct	31%	35%
4TH-DOWN Conversions	0/0	0/1
4th-Down Pct	0%	0%
SACKS BY-Yards	2-19	0-0
MISC YARDS	0	0
TOUCHDOWNS SCORED	3	1
FIELD GOALS-ATTEMPTS	1-2	0-2
ON-SIDE KICKS	0-0	0-0
RED-ZONE SCORES	(1-2) 50%	(1-2) 50%
RED-ZONE TOUCHDOWNS	(1-2) 50%	(1-2) 50%
PAT-ATTEMPTS	(3-3) 100%	(1-1) 100%
ATTENDANCE	43441	0
Games/Avg Per Game	1/43441	0/0
Neutral Site Games		0/0

Score by Quarters	1st	2nd	3rd	4th	OT	Total
Illinois	10	7	0	7	0	24
Opponents	0	0	7	0	0	7



2012 Illinois Football
Illinois Overall Individual Statistics (as of Sep 01, 2012)
All games



Rushing	gp	att	gain	loss	net	avg	td	lg	avg/g
Davis, Jon	1	6	54	0	54	9.0	0	17	54.0
Ferguson, Josh	1	11	39	1	38	3.5	0	12	38.0
Scheelhaase, Nathan	1	7	23	2	21	3.0	1	11	21.0
Osei, Miles	1	3	8	0	8	2.7	0	5	8.0
O'Toole, Reilly	1	2	3	0	3	1.5	0	2	3.0
Young, Donovan	1	11	11	9	2	0.2	0	4	2.0
Lankford, Ryan	1	1	0	11	-11	-11.0	0	0	-11.0
Total	1	41	138	23	115	2.8	1	17	115.0
Opponents	1	19	44	50	-6	-0.3	0	15	-6.0

Passing	gp	effic	comp-att-int	pct	yds	td	lg	avg/g
Scheelhaase, Nathan	1	127.13	11-18-1	61.1	126	1	64	126.0
O'Toole, Reilly	1	86.27	2-3-0	66.7	7	0	7	7.0
Total	1	121.30	13-21-1	61.9	133	1	64	133.0
Opponents	1	101.19	28-47-3	59.6	265	1	25	265.0

Receiving	gp	no.	yds	avg	td	lg	avg/g
Young, Donovan	1	6	24	4.0	0	12	24.0
Harris, Spencer	1	3	19	6.3	0	8	19.0
Lankford, Ryan	1	1	64	64.0	1	64	64.0
Viliunas, Eddie	1	1	12	12.0	0	12	12.0
Millines, Darius	1	1	9	9.0	0	9	9.0
Ferguson, Josh	1	1	5	5.0	0	5	5.0
Total	1	13	133	10.2	1	64	133.0
Opponents	1	28	265	9.5	1	25	265.0

Punt Returns	no.	yds	avg	td	lg
Davis, Tommy	1	1	1.0	0	1
Total	1	1	1.0	0	1
Opponents	3	31	10.3	0	19

Interceptions	no.	yds	avg	td	lg
Buchanan, Michael	1	0	0.0	0	0
Thomas, Earnest	1	0	0.0	0	0
Williams, Ashante	1	60	60.0	1	60
Total	3	60	20.0	1	60
Opponents	1	0	0.0	0	0

Kick Returns	no.	yds	avg	td	lg
Total	0	0	0.0	0	0
Opponents	2	39	19.5	0	22

Fumble Returns	no.	yds	avg	td	lg
Total	0	0	0.0	0	0
Opponents	0	0	0.0	0	0



2012 Illinois Football
Illinois Overall Individual Statistics (as of Sep 01, 2012)
All games



Scoring	td	fg	PAT				dxp	saf	pts
			kick	rush	rcv	pass			
Scheelhaase, Nathan	1	-	-	-	-	-	-	-	6
Williams, Ashante	1	-	-	-	-	-	-	-	6
Lankford, Ryan	1	-	-	-	-	-	-	-	6
Immekus, Nick	-	1-2	3-3	-	-	-	-	-	6
Total	3	1-2	3-3	-	-	-	-	-	24
Opponents	1	0-2	1-1	-	-	-	-	-	7

Total Offense	g	plays	rush	pass	total	avg/g
Scheelhaase, Nathan	1	25	21	126	147	147.0
Davis, Jon	1	6	54	0	54	54.0
Ferguson, Josh	1	11	38	0	38	38.0
O'Toole, Reilly	1	5	3	7	10	10.0
Osei, Miles	1	3	8	0	8	8.0
Young, Donovan	1	11	2	0	2	2.0
Lankford, Ryan	1	1	-11	0	-11	-11.0
Total	1	62	115	133	248	248.0
Opponents	1	66	-6	265	259	259.0

Field Goals	fg	pct.	01-19	20-29	30-39	40-49	50-99	lg	blk
Immekus, Nick	1-2	50.0	0-0	0-0	0-0	1-2	0-0	43	0

FG Sequence	Illinois	Opponents
Western Michigan	45,(43)	45,46

Numbers in (parentheses) indicate field goal was made.

Punting	no.	yds	avg	lg	tb	fc	i20	50+	blk
DuVernois, Justin	8	350	43.8	72	1	1	2	2	0
Total	8	350	43.8	72	1	1	2	2	0
Opponents	7	274	39.1	67	0	2	1	2	0

Kickoffs	no.	yds	avg	tb	ob	retn	net	ydln
Zalewski, Taylor	5	317	63.4	3	0			
Total	5	317	63.4	3	0	19.5	40.6	24
Opponents	2	130	65.0	2	0	0.0	40.0	25



2012 Illinois Football
Illinois Overall Individual Statistics (as of Sep 01, 2012)
All games



All Purpose	g	rush	rcv	pr	kr	ir	total	avg/g
Williams, Ashant	1	0	0	0	0	60	60	60.0
Davis, Jon	1	54	0	0	0	0	54	54.0
Lankford, Ryan	1	-11	64	0	0	0	53	53.0
Ferguson, Josh	1	38	5	0	0	0	43	43.0
Young, Donovan	1	2	24	0	0	0	26	26.0
Scheelhaase, N	1	21	0	0	0	0	21	21.0
Harris, Spencer	1	0	19	0	0	0	19	19.0
Viliunas, Eddie	1	0	12	0	0	0	12	12.0
Millines, Darius	1	0	9	0	0	0	9	9.0
Osei, Miles	1	8	0	0	0	0	8	8.0
O'Toole, Reilly	1	3	0	0	0	0	3	3.0
Davis, Tommy	1	0	0	1	0	0	1	1.0
Total	1	115	133	1	0	60	309	309.0
Opponents	1	-6	265	31	39	0	329	329.0



2012 Illinois Football
 Illinois Overall Defensive Statistics (as of Sep 01, 2012)
 All games



##	Defensive Leaders	gp	Tackles				Sacks no-yds	Pass defense			Fumbles		blkd	
			ua	a	tot	tfl/yds		int-yds	brup	qbh	rcv-yds	ff	kick	saf
25	Williams, Ashante	1	3	6	9	.	.	1-60	1
9	Thomas, Earnest	1	4	2	6	.	.	1-0	.	.	.	1	.	.
45	Brown, Jonathan	1	3	3	6	0.5-4	0.5-4	.	1	.	1-0	1	.	.
26	Green, Justin	1	3	3	6
30	Bates, Houston	1	2	3	5	1	.	.
1	Hawthorne, Terry	1	3	2	5	1.0-3	.	.	1
59	Kynard, Tim	1	1	3	4	1.0-2
4N	Nixon-Youman,Patrick	1	3	.	3
94	Spence, Akeem	1	2	1	3	0.5-5	0.5-5
27	Spence, Eaton	1	1	1	2
99	Buchanan, Michael	1	2	.	2	2.0-11	1.0-10	1-0	1	2
21	Ramsey, Jack	1	2	.	2	.	.	.	1
3	Davis, Jon	1	1	.	1
41	Becker, Zach	1	.	1	1
17	Davis, Tommy	1	.	1	1
6	Ferguson, Josh	1	.	1	1
84	Hardee, Justin	1	1	.	1
43	Monheim, Mason	1	1	.	1	1	.	.
58	Nelson, Kenny	1	1	.	1
80	Harris, Spencer	1	.	1	1
Total		1	33	28	61	5-25	2-19	3-60	5	2	1-0	4	.	.
Opponents		1	29	50	79	6-23	0-0	1-0	5	2